

City of Jonestown



FY 2024 PROPOSED BUDGET & SUPPLEMENTAL INFORMATION

Adopted by City Council _____

FY 2023 – 2024 BUDGET

ADDITIONAL REFERENCE DOCUMENTS

- Wage/Salary by Pay Group
- Additional Pay Categories
- Job Titles by Pay Group and Department
- Organizational Chart
- Schedule of City Holidays
- Sales Tax & Fund 56 Report

CITY OF JONESTOWN
WAGE/SALARY RANGE BY PAY GROUP

Pay Group	Annually Hourly	Min	Mid	Max
1	A	\$22,495.20	\$25,869.48	\$29,243.76
	H	\$10.82	\$12.44	\$14.06
2	A	\$26,994.24	\$29,243.76	\$31,493.28
	H	\$12.98	\$14.06	\$15.14
3	A	\$29,138.76	\$34,252.68	\$39,366.60
	H	\$14.01	\$16.47	\$18.93
4	A	\$33,742.80	\$39,366.60	\$44,990.40
	H	\$16.22	\$18.93	\$21.63
5	A	\$38,241.84	\$43,865.64	\$49,489.44
	H	\$18.39	\$21.09	\$23.79
6	A	\$44,990.40	\$53,988.48	\$62,986.56
	H	\$21.63	\$25.96	\$30.28
7	A	\$49,489.44	\$60,737.04	\$71,984.64
	H	\$23.79	\$29.20	\$34.61
8	A	\$53,988.48	\$66,360.84	\$78,733.20
	H	\$25.96	\$31.90	\$37.85
9	A	\$69,735.12	\$80,982.72	\$92,230.32
	H	\$33.53	\$38.93	\$44.34
PD CADET	A	\$43,308.72	\$50,887.75	\$58,466.77
	H	\$20.82	\$24.47	\$28.11
PD1	A	\$47,297.25	\$55,430.39	\$63,563.54
	H	\$21.66	\$25.38	\$29.10
PD2	A	\$53,581.50	\$62,795.09	\$72,008.69
	H	\$25.76	\$30.19	\$34.62

Hourly Reference Chart	
wage per hour	annually
\$10.00	\$20,800.00
\$11.00	\$22,880.00
\$12.00	\$24,960.00
\$13.00	\$27,040.00
\$14.00	\$29,120.00
\$15.00	\$31,200.00
\$16.00	\$33,280.00
\$17.00	\$35,360.00
\$18.00	\$37,440.00
\$19.00	\$39,520.00
\$20.00	\$41,600.00
\$21.00	\$43,680.00
\$22.00	\$45,760.00
\$23.00	\$47,840.00
\$24.00	\$49,920.00
\$25.00	\$52,000.00
\$26.00	\$54,080.00
\$27.00	\$56,160.00
\$28.00	\$58,240.00
\$29.00	\$60,320.00
\$30.00	\$62,400.00
\$31.00	\$64,480.00
\$32.00	\$66,560.00
\$33.00	\$68,640.00
\$34.00	\$70,720.00
\$35.00	\$72,800.00
\$36.00	\$74,880.00
\$37.00	\$76,960.00
\$38.00	\$79,040.00
\$39.00	\$81,120.00
\$40.00	\$83,200.00
\$41.00	\$85,280.00

Approved by City Council:

ADDITIONAL PAY CATEGORIES

Longevity Pay:

To Regular Full-time employees after completion of 5 full years of continuous service, paid in a lump sum each December at the rate of \$5 per month of service, up to a maximum of 25 years. (Eligible employees must be in active status on December 1)

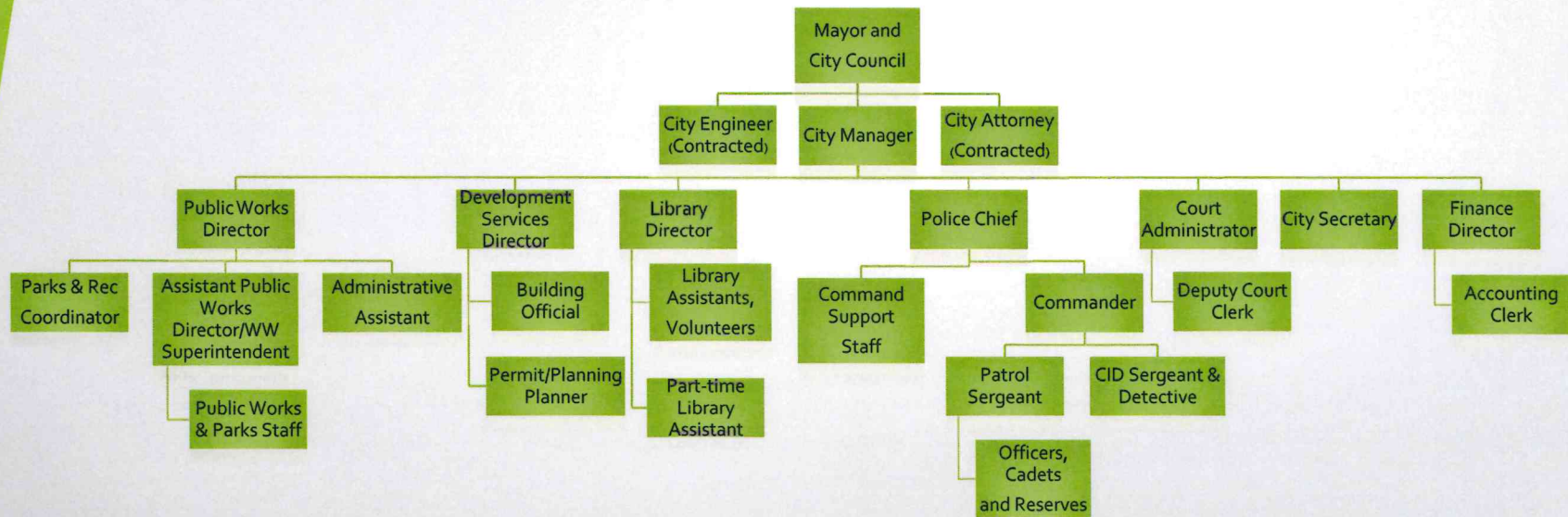
Full Years of Service	Lump Sum Payment	Full Years of Service	Lump Sum Payment
5	\$300.00	16	\$960.00
6	\$360.00	17	\$1,020.00
7	\$420.00	18	\$1,080.00
8	\$480.00	19	\$1,140.00
9	\$540.00	20	\$1,200.00
10	\$600.00	21	\$1,260.00
11	\$660.00	22	\$1,320.00
12	\$720.00	23	\$1,380.00
13	\$780.00	24	\$1,440.00
14	\$840.00	25	\$1,500.00
15	\$900.00		

Additional Pay Available, as authorized by the City Council:			
	Annually	Monthly	Bi-weekly
<u>Translation Pay:</u>			
	\$1,200.00	\$100.00	\$46.154
<u>Certification Pay (Police only):</u>			
Intermediate	\$600.00	\$50.00	\$23.077
Advanced	\$900.00	\$75.00	\$34.615
Master Peace Officer	\$1,200.00	\$100.00	\$46.154
FTO (Field Training Officer)	\$600.00	\$50.00	\$23.077
<u>Educational Incentives (Police only):</u>			
Associate degree	\$600.00	\$50.00	\$23.077
Bachelor's degree	\$900.00	\$75.00	\$34.615
Master's degree	\$1,200.00	\$100.00	\$46.154
<u>Shift Differential Pay (Police only):</u>			
additional amount per hour for hours worked between 12:00 a.m.			\$1.50/hour

CITY OF IONESTOWN
JOB TITLES BY PAY GROUP AND DEPARTMENT

Pay Group	Administration	Public Works/Parks	Police Department	Development Services	Library
1					
2		Public Works Maintenance Tech I Parks Maintenance Tech I (includes temp and seasonal)			
3		Parks Maintenance Tech II			Part-time Library Assistant
4		Parks Maintenance Tech II Public Works Maintenance Tech II			Assistant Librarian
5		Public Works Crew Leader			
6	Accounting Clerk Deputy Court Clerk	Administrative Assistant Parks & Recreation Coordinator	Command Staff Support	Building Inspector Permit Tech	
7		Public Works Asst Director/WW Superintendent			Library Director
8				Building Official Planner	
9	City Secretary Court Administrator Finance Director	Public Works Director	Chief of Police	Development Services Director	
PD CADET			Police Cadet		
PD1			Police Officer		
PD2			Police Commander Police Sergeant Police Detective		

City of Jonestown – Organizational Chart



FY 2023-2024

**CITY HOLIDAY DATES
FY 2023 - 2024**

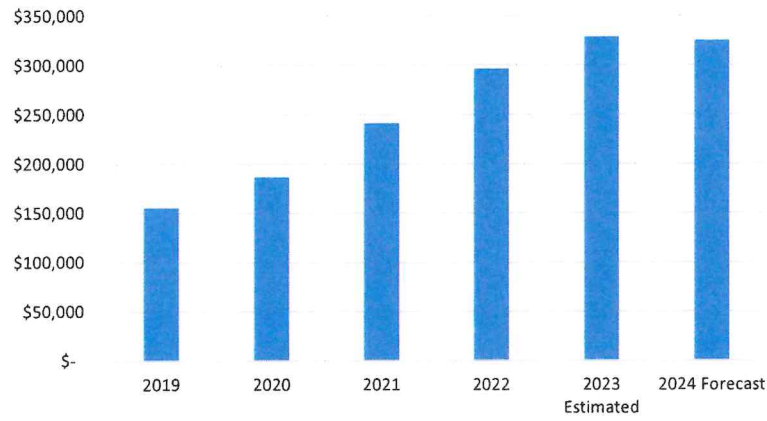
Veteran's Day	Friday, November 10, 2023 (observed)
Thanksgiving	Thursday, November 23, 2023 Friday, November 24, 2023
Christmas Day	Monday, December 25, 2023 (observed) Tuesday, December 26, 2023 (observed)
New Year's Day	Monday, January 1, 2024
President's Day	Monday, February 19, 2024
Good Friday	Friday, March 29, 2024
Memorial Day	Monday, May 27, 2024
Juneteenth Day	Wednesday, June 19, 2024
Independence Day	Thursday, July 4, 2024
Labor Day	Monday, September 2, 2024

City of Jonestown

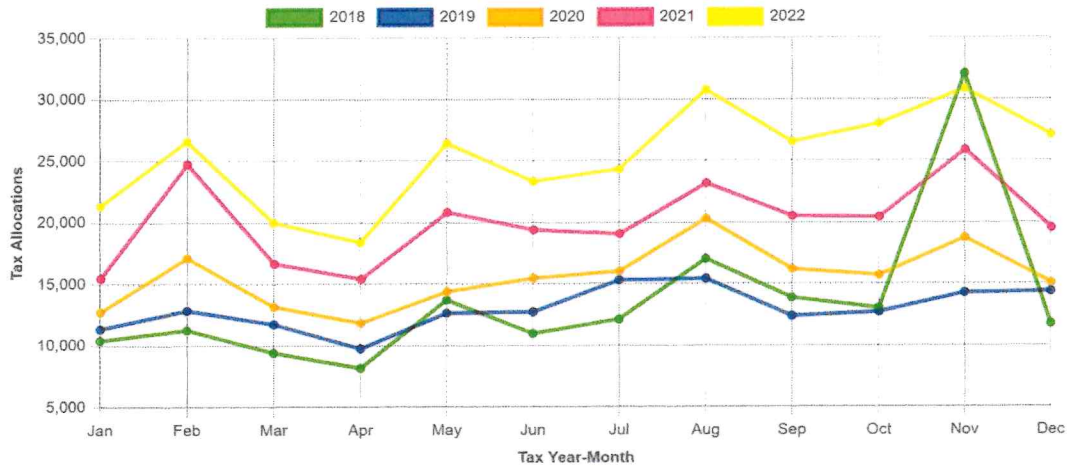
Historical Sales Tax Report

2019	\$	155,365
2020	\$	186,559
2021	\$	240,960
2022	\$	296,345
2023 Estimated	\$	328,585
2024 Forecast	\$	325,000

GROWTH IN SALES TAX



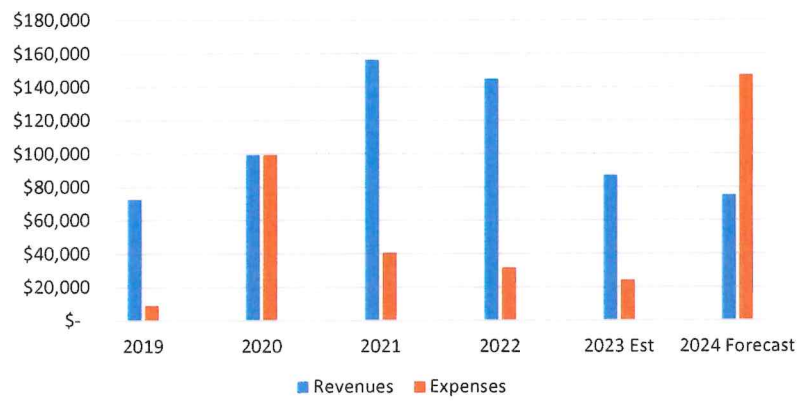
Monthly - Sales Tax Allocations - By Calendar Year



Hotel Occupancy Tax Revenue & Expenditures Fund 56

	Revenues		Expenses	
2019	\$	72,680	\$	8,972
2020	\$	99,220	\$	99,191
2021	\$	156,235	\$	40,677
2022	\$	144,605	\$	31,486
2023 Est	\$	87,000	\$	24,000
2024 Forecast	\$	75,000	\$	172,000

Hotel Tax



**CITY OF JONESTOWN
PROPOSED BUDGET
Fiscal Year 2024**

This budget will raise more total property taxes than last year’s budget by \$275,633 or 7.12%, and of that amount \$275,904 is tax revenue to be raised from new property added to the tax roll this year.

Council Member	Vote
Mayor Paul Johnson	For () Against ()
Alderman Eric Davis, Place 1	For () Against ()
Mayor Pro Tem Tom Buckle, Place 2	For () Against ()
Alderman Rod Schaffner, Place 3	For () Against ()
Alderman David Nelson, Place 4	For () Against ()
Alderwoman Linda Bush, Place 5	For () Against ()

Property Tax Comparison:

2022 Rates (\$/\$100)		2023 Rates (\$/\$100)	
Adopted Tax Rate	0.4190	Proposed Tax Rate	0.3905
Adopted M&O Rate	0.3574	Proposed M&O Rate	0.3343
No New Revenue Tax Rate	0.3605	No New Revenue Tax Rate	0.3905
No New Revenue M&O Rate	0.3009	No New Revenue M&O Rate	0.3410
Voter Approved M&O Rate	0.3114	Voter Approved M&O Rate	0.3529
Debt Rate	0.0616	Debt Rate	0.0562
Voter Approved Rate	0.4190	Voter Approved Rate	0.4091

The total amount of municipal debt obligations secured by property taxes for the City of Jonestown is \$596,917.

This budget is based on a rate of \$0.3905 per \$100 of valuation for current year property taxes. The above numbers represent a collection rate of 100%.

Calculated Tax Rate Comparison

	Tax Rate	Average Value	Tax Levy	Change \$/Year
Last Year Tax Rate	\$0.4190	\$455,791	\$1,910	-
No New Revenue Tax Rate	\$0.3905	\$455,791	\$1,780	(\$130)
Voter Approval Rate	\$0.4091	\$455,791	\$1,865	(\$45)
Proposed Tax Rate	\$0.3905	\$455,791	\$1,780	(\$130)

CITY OF JONESTOWN
 PROPOSED BUDGET WORKSHEET
 AS OF: SEPTEMBER 30TH, 2023

10 -GENERAL FUND

REVENUES	2019-2020 ACTUAL	2020-2021 ACTUAL	2021-2022 ACTUAL	2022-2023		2023-2024		PROPOSED BUDGET
				CURRENT BUDGET	Y-T-D ACTUAL	PROJECTED YEAR END	REQUESTED BUDGET	
NON-DEPARTMENTAL								
10-00-4010 PROPERTY TAX - CURRENT	2,321,601	2,423,895	2,612,495	3,371,792	3,307,396	0	3,477,430	
10-00-4011 PROPERTY TAX - PRIOR	8,486	20,786	9,099	9,000	13,996	0	15,000	
10-00-4012 PROPERTY TAX - P & I	13,730	20,147	17,148	15,775	19,126	0	15,775	
10-00-4020 SALES TAX	181,396	229,345	296,042	275,000	251,840	0	325,000	
10-00-4030 MIXED BEVERAGE TAX	4,685	6,004	19,561	9,000	22,221	0	30,000	
10-00-4105 FRANCHISE FEES - ELECTRIC	59,995	48,708	81,181	60,000	56,784	0	85,000	
10-00-4106 FRANCHISE FEES - CABLE	40,640	40,629	31,102	40,000	30,785	0	40,000	
10-00-4107 FRANCHISE FEES - GAS	0	0	0	0	0	0	0	
10-00-4108 FRANCHISE FEES - SANITATION	33,466	36,851	38,921	35,000	20,490	0	40,000	
10-00-4110 FRANCHISE FEES - TELEPHONE ROW	4,460	2,923	2,769	3,000	853	0	1,200	
10-00-4601 SALE OF ASSETS	0	0	0	0	0	0	0	
10-00-4602 UNIDENTIFIED DEPOSITS	0	0	0	0	0	0	0	
10-00-4605 INTEREST EARNED	670	670	169	0	182,014	0	420,000	
10-00-4607 INSURANCE PROCEEDS	14,244	18,824	43,146	0	9,566	0	0	
10-00-4608 SETTLEMENT PROCEEDS	0	0	0	0	50	0	0	
10-00-4615 DONATIONS	0	0	250	0	0	0	0	
10-00-4650 GRANTS	0	0	0	0	0	0	0	
10-00-4651 TDEM GRANT	12,280	0	0	0	0	0	0	
10-00-4652 CORONAVIRUS RELIEF FUND GRANT	112,446	2,119	0	0	0	0	0	
10-00-4680 OTHER INCOME	9,065	2,625	17,731	2,000	22,593	0	2,000	
10-00-4811 JANITORIAL OVERHEAD - PLAZA	0	0	0	0	0	0	0	
TOTAL NON-DEPARTMENTAL	2,817,164	2,853,526	3,169,614	3,820,567	3,937,713	0	4,451,405	
ADMINISTRATION								
10-10-4270 ALCOHOLIC BEVERAGE PERMIT FEES	470	2,880	0	500	350	0	500	
10-10-4400 COPY, PRINTING & FAX FEES	31	10	0	0	4	0	0	
10-10-4605 INTEREST EARNED	0	0	502	0	0	0	0	
10-10-4680 OTHER INCOME	0	1,572	0	0	51	0	0	
10-10-4805 ADMIN OVERHEAD - WASTEWATER	16,600	17,000	17,000	17,000	17,000	0	20,000	
10-10-4890 CASH OVER & SHORT	0	(32)	0	0	0	0	0	
10-10-4917 TRANSFER FROM WASTEWATER FUND	0	0	0	0	0	0	0	
10-10-4999 TRANSFERS IN	0	0	0	0	0	0	0	
TOTAL ADMINISTRATION	17,101	21,430	17,502	17,500	17,406	0	20,500	
POLICE								
10-20-4280 ALARM SYSTEM PERMIT FEES	3,310	3,490	3,506	3,300	3,490	0	4,000	
10-20-4410 ACCIDENT REPORT FEES	258	234	293	250	294	0	300	
10-20-4415 FINGERPRINT CARD FEES	0	100	40	50	20	0	0	
10-20-4601 SALE OF ASSETS	0	0	0	0	4,370	0	0	
10-20-4610 LEOSE FUNDS	1,074	1,037	897	1,080	593	0	1,000	
10-20-4615 DONATIONS	1	0	611	0	0	0	0	
10-20-4680 OTHER INCOME	320	1,988	160	0	1,541	0	0	
TOTAL POLICE	4,963	6,849	5,507	4,680	10,308	0	5,300	

CITY OF JONESTOWN
 PROPOSED BUDGET WORKSHEET
 AS OF: SEPTEMBER 30TH, 2023

10 -GENERAL FUND

REVENUES	2019-2020	2020-2021	2021-2022	2022-2023			2023-2024	
	ACTUAL	ACTUAL	ACTUAL	CURRENT BUDGET	Y-T-D ACTUAL	PROJECTED YEAR END	REQUESTED BUDGET	PROPOSED BUDGET
MUNICIPAL COURT								
10-25-4300 MUNICIPAL COURT FINES	111,079	152,794	266,305	195,000	197,941	0	220,000	
10-25-4305 TIME PAYMENT EFFICIENCY FEES	480	297	1,564	1,200	1,315	0	1,600	
10-25-4603 BANK & CREDIT CARD FEES	4,192	7,669	15,384	15,000	11,752	0	15,000	
TOTAL MUNICIPAL COURT	115,751	160,760	283,254	211,200	211,008	0	236,600	
DEVELOPMENT SERVICES								
10-30-4200 DEVELOPMENT PLAN FEES	16,656	21,829	30,304	22,000	49,918	0	25,000	
10-30-4201 ZONING & VARIANCE FEES	7,974	10,184	6,185	7,500	2,775	0	7,500	
10-30-4202 PLAN REVIEW FEES	18,118	34,205	20,225	22,400	11,100	0	24,500	
10-30-4205 BUILDING PERMIT FEES	282,634	566,053	313,956	332,500	151,780	0	185,000	
10-30-4220 RE-INSPECTION FEES	6,278	25,405	25,475	16,500	23,693	0	24,000	
10-30-4221 TECHNOLOGY FEES	3,415	5,830	4,908	5,250	2,913	0	10,000	
10-30-4222 SIGN PERMIT FEES	300	900	825	300	375	0	300	
10-30-4224 TREE PERMIT FEES	1,875	4,725	400	5,000	4,500	0	5,000	
10-30-4225 FIREWORKS DISPLAY PERMIT FEES	200	200	200	200	0	0	200	
10-30-4226 BURN PERMIT FEES	230	0	0	0	0	0	0	
10-30-4227 HEALTH/SANITATION PERMIT FEES	3,425	5,210	6,840	3,500	3,540	0	4,500	
10-30-4230 BOAT DOCK REGISTRATION FEES	168	200	200	100	225	0	200	
10-30-4235 SHORT TERM RENTAL LICENSE FEES	8,850	9,300	9,800	8,000	9,450	0	8,700	
10-30-4240 OTHER PERMIT FEES	150	25	0	150	300	0	150	
10-30-4282 SUBDIVISION/FILING FEES	0	0	0	0	0	0	0	
10-30-4325 CODE ENFORCEMENT FINES	0	0	0	0	0	0	0	
10-30-4400 COPY, PRINTING & FAX FEES	0	0	0	0	0	0	0	
10-30-4405 VEHICLE REGISTRATION FEES	1,856	1,817	3,539	2,900	5,000	0	0	
10-30-4805 ADMIN OVERHEAD - WASTEWATER	0	0	0	0	0	0	0	
10-30-4806 ADMIN OVERHEAD - VEHICLE REGIS	20,000	15,000	20,000	0	0	0	0	
10-30-4890 CASH OVER & SHORT	0	0	(6)	0	(8)	0	0	
TOTAL DEVELOPMENT SERVICES	372,128	700,883	442,851	426,300	265,560	0	295,050	
PARKS & RECREATION								
10-40-4501 PAY STAT BOAT LAUNCH FEES (VEN)	140,640	129,600	101,640	90,000	120	0	90,000	
10-40-4502 ANNUAL BOAT LAUNCH FEES (EZ)	5,250	5,290	3,900	3,000	0	0	3,000	
10-40-4503 BOAT LAUNCH FEES - NON RES	14,000	0	0	0	0	0	0	
10-40-4505 BOAT LAUNCH FEES - REPLACEMENT	50	75	0	0	0	0	0	
10-40-4508 PAY STAT.DAILY PARKING FEES (V	0	90,740	54,502	40,000	900	0	40,000	
10-40-4509 OTHER FEES (EZ NET/PARK OFFICE	0	360	80	0	125	0	0	
10-40-4510 PARK RESER/EVENT FEES (EZ NET)	1,650	50	100	0	800	0	0	
10-40-4515 PARKING FEES - EVENTS	0	0	2,000	4,500	4,078	0	3,000	
10-40-4615 DONATIONS	0	100	500	0	70	0	0	
10-40-4680 OTHER INCOME	0	0	0	0	1,967	0	0	
10-40-4890 CASH OVER & SHORT	0	0	0	0	0	0	0	
TOTAL PARKS & RECREATION	161,590	226,215	162,722	137,500	8,059	0	136,000	

CITY OF JONESTOWN
 PROPOSED BUDGET WORKSHEET
 AS OF: SEPTEMBER 30TH, 2023

10 -GENERAL FUND

REVENUES	2019-2020 ACTUAL	2020-2021 ACTUAL	2021-2022 ACTUAL	2022-2023		2023-2024		PROPOSED BUDGET
				CURRENT BUDGET	Y-T-D ACTUAL	PROJECTED YEAR END	REQUESTED BUDGET	
<u>PUBLIC WORKS</u>								
10-50-4601 SALE OF ASSETS	0	380	0	0	0	0	0	
TOTAL PUBLIC WORKS	0	380	0	0	0	0	0	
<u>LIBRARY</u>								
10-55-4330 LIBRARY FINES	284	42	8	0	0	0	0	
10-55-4400 COPY, PRINTING & FAX FEES	584	627	344	400	50	0	400	
10-55-4420 LIBRARY CARD FEES	76	60	45	75	0	0	75	
10-55-4615 DONATIONS	875	323	583	0	0	0	0	
10-55-4625 LIBRARY REVENUES	0	0	0	0	0	0	0	
10-55-4680 OTHER INCOME	0	0	0	0	0	0	0	
10-55-4890 CASH OVER & SHORT	0	0	0	0	0	0	0	
TOTAL LIBRARY	1,820	1,052	979	475	50	0	475	
<u>MISCELLANEOUS</u>								
10-99-4999 TRANSFERS IN	0	0	0	0	0	0	0	
TOTAL MISCELLANEOUS	0	0	0	0	0	0	0	
TOTAL REVENUES	3,490,517	3,971,094	4,082,429	4,618,222	4,450,105	0	5,145,330	

CITY OF JONESTOWN
 PROPOSED BUDGET WORKSHEET
 AS OF: SEPTEMBER 30TH, 2023

10 -GENERAL FUND

EXPENDITURES	2019-2020 ACTUAL	2020-2021 ACTUAL	2021-2022 ACTUAL	2022-2023		2023-2024		
				CURRENT BUDGET	Y-T-D ACTUAL	PROJECTED YEAR END	REQUESTED BUDGET	PROPOSED BUDGET
<u>NON-DEPARTMENTAL</u>								
10-00-6211 LAKE EQUIPMENT	8,346	6,659	4,615	0	0	0	0	
10-00-6301 BUILDING & GROUNDS MAINTENANCE	1,018	3,202	2,402	0	0	0	0	
10-00-6302 EMS BUILDING MAINTENANCE	1,180	945	12,707	3,500	26	0	3,500	
10-00-6308 LAKE EQUIPMENT MAINTENANCE	0	0	3,877	5,000	0	0	0	
10-00-6405 LITIGATION CONTINGENCY	0	0	0	10,000	0	0	20,000	
10-00-6410 PROFESSIONAL SERVICES	0	0	333	15,000	5,784	0	50,000	
10-00-6411 IT SUPPORT SERVICES	53,055	61,968	53,729	66,900	47,900	0	79,800	
10-00-6412 JANITORIAL SERVICES	26,825	11,881	10,625	13,500	16,815	0	8,580	
10-00-6413 PEST CONTROL	150	760	1,035	1,500	896	0	1,792	
10-00-6421 ELECTRICITY	4,220	4,567	5,161	5,000	3,853	0	5,000	
10-00-6422 WATER	442	465	507	500	465	0	550	
10-00-6423 SANITATION	4,547	8,675	0	0	0	0	0	
10-00-6433 INSURANCE - REAL/PERSONAL PROP	1,000	1,025	1,114	1,500	1,121	0	1,200	
10-00-6441 SOFTWARE LICENSES	5,507	6,752	10,051	15,000	7,639	0	8,000	
10-00-6447 PENALTIES	0	0	9,019	0	0	0	0	
10-00-6455 TAX ASSESSMENT COLLECTION FEES	4,862	4,873	0	5,500	5,647	0	6,000	
10-00-6456 APPRAISAL DISTRICT FEES	3,100	11,670	13,194	12,750	12,822	0	20,000	
10-00-6470 EMERGENCY MANAGEMENT	0	0	1,000	0	82,692	0	50,000	
10-00-6603 CITIZEN CLAIMS	200	922	992	0	0	0	1,000	
10-00-6606 NAMELESS SCHOOL DONATION	500	0	500	500	500	0	500	
10-00-6680 MISC: LAKE WATER TESTING	0	(491)	253	2,000	0	0	0	
10-00-6683 DARK SKIES INITIATIVE	0	397	3,026	5,300	(399)	0	5,500	
10-00-6812 COMPUTER EQUIPMENT	0	0	0	0	0	0	0	
10-00-6914 TRANSFER TO CAPITAL PROJECTS	0	0	0	300,000	300,000	0	0	
10-00-6915 TRANSFER TO PLAZA FUND	35,000	35,000	35,000	35,000	35,000	0	35,000	
10-00-6916 TRANSFER TO CAPITAL EXP FUND	168,400	150,000	2,145,656	150,000	214,000	0	565,000	
10-00-6925 TRANSFER TO STREET FUND	175,000	175,000	175,000	175,000	175,000	0	450,000	
10-00-6942 CAPITAL PROJECT FUND	0	0	0	0	0	0	0	
10-00-6945 TRANSFER TO PARKS FUND	40,000	65,000	65,000	65,000	65,000	0	65,000	
TOTAL NON-DEPARTMENTAL	533,353	549,270	2,554,796	888,450	974,762	0	1,376,422	

00-6410 PROFESSIONAL SERVICES CURRENT YEAR NOTES:
 COMPENSATION STUDY AND FACILITY NEEDS ASSESSMENT

00-6411 IT SUPPORT SERVICES CURRENT YEAR NOTES:
 Includes MFA & EOL WINDOW UPGRADE

ADMINISTRATION

10-10-6031 NEW HIRE EXPENSE & COBRA	131	365	1,920	0	2,492	0	960	
10-10-6201 OFFICE EQUIPMENT	294	0	0	0	0	0	0	
10-10-6203 COMPUTER EQUIPMENT & SOFTWARE	721	29	150	1,000	150	0	0	
10-10-6204 SMALL TOOLS & EQUIPMENT	0	0	0	0	0	0	0	
10-10-6205 SAFETY EQUIPMENT & SUPPLIES	0	161	312	200	184	0	0	
10-10-6220 OFFICE SUPPLIES	2,508	(434)	1,646	2,000	1,993	0	2,000	
10-10-6221 JANITORIAL SUPPLIES	972	151	675	700	142	0	600	

CITY OF JONESTOWN
 PROPOSED BUDGET WORKSHEET
 AS OF: SEPTEMBER 30TH, 2023

10 -GENERAL FUND

EXPENDITURES	2019-2020 ACTUAL	2020-2021 ACTUAL	2021-2022 ACTUAL	2022-2023			2023-2024	
				CURRENT BUDGET	Y-T-D ACTUAL	PROJECTED YEAR END	REQUESTED BUDGET	PROPOSED BUDGET
10-10-6222 GENERAL SUPPLIES	54	208	277	250	67	0	0	
10-10-6230 POSTAGE & FREIGHT	661	1,894	3,931	3,000	1,287	0	2,000	
10-10-6232 BOTTLED WATER	1,003	1,392	1,314	1,100	486	0	700	
10-10-6301 BUILDING & GROUNDS MAINTENANCE	0	0	7,815	8,000	13,305	0	12,000	
10-10-6303 OFFICE EQUIPMENT MAINTENANCE	287	352	287	500	292	0	500	
10-10-6311 DUES & MEMBERSHIPS	1,844	1,128	1,579	2,300	2,332	0	2,400	
10-10-6312 TRAINING & CERTIFICATION	250	0	(815)	0	0	0	0	
10-10-6314 TRAVEL/MEALS/MILEAGE	386	656	235	1,500	0	0	0	
10-10-6403 LEGAL SERVICES	44,507	74,142	39,116	48,000	28,335	0	35,000	
10-10-6411 IT SUPPORT SERVICES	394	315	0	2,500	21,139	0	0	
10-10-6424 TELEPHONE, MOBILE & INTERNET	16,324	11,971	12,459	15,000	10,686	0	15,000	
10-10-6431 INSURANCE - LIABILITY	1,902	1,883	6,615	2,400	2,523	0	2,500	
10-10-6433 INSURANCE - REAL/PERSONAL PROP	835	834	860	1,000	913	0	950	
10-10-6435 INSURANCE - ERRORS & OMISSIONS	2,925	2,978	4,013	4,500	4,211	0	4,400	
10-10-6440 WEBSITE	4,051	0	6,180	6,800	0	0	1,392	
10-10-6441 SOFTWARE LICENSES	0	7	492	0	0	0	0	
10-10-6448 INTEREST	0	46	7	0	0	0	0	
10-10-6451 EQUIPMENT LEASES	2,699	2,804	3,609	3,000	2,945	0	3,500	
10-10-6601 EMPLOYEE/CITIZEN RECOGNITION	40	279	173	400	0	0	400	
10-10-6680 MISCELLANEOUS/OTHER	142	0	1,656	0	284	0	0	
10-10-6690 CASH OVER & SHORT	0	6	(1)	0	0	0	0	
TOTAL ADMINISTRATION	82,932	101,167	94,503	104,150	93,767	0	84,302	

10-6301 BUILDING & GROUNDS MAINTENCURRENT YEAR NOTES:
 DEMOLITIONS

CITY COUNCIL								
10-11-6203 COMPUTER EQUIPMENT & SOFTWARE	0	0	0	0	0	0	1,300	
10-11-6220 OFFICE SUPPLIES	45	51	1,493	300	0	0	300	
10-11-6312 TRAINING & CERTIFICATION	320	175	1,184	1,500	600	0	3,000	
10-11-6314 TRAVEL/MEALS/MILEAGE	166	310	1,400	1,500	1,232	0	0	
10-11-6318 BOARDS & VOLUNTEERS	0	0	31	200	0	0	200	
10-11-6601 EMPLOYEE/CITIZEN RECOGNITION	40	244	87	500	0	0	500	
TOTAL CITY COUNCIL	572	780	4,194	4,000	1,832	0	5,300	

11-6312 TRAINING & CERTIFICATION PERMANENT NOTES:
 COMBINED 10-11-6314 WITH 10-11-6312

CITY ADMINISTRATOR								
10-15-6001 FULL TIME SALARIES	82,219	110,000	113,746	118,984	98,898	0	124,925	
10-15-6002 PART TIME SALARIES	0	0	0	0	0	0	0	
10-15-6010 OVERTIME	0	0	0	0	0	0	0	
10-15-6020 LONGEVITY	0	0	0	0	0	0	0	
10-15-6031 NEW HIRE EXPENSE	76	0	0	0	0	0	0	
10-15-6035 FICA	6,046	7,501	8,360	9,102	7,186	0	9,557	
10-15-6040 RETIREMENT	6,153	7,425	8,090	9,495	8,654	0	9,020	
10-15-6045 HEALTH INSURANCE BENEFITS	2,907	7,109	7,173	7,717	6,368	0	8,348	
10-15-6054 WORKERS COMP	0	0	145	488	243	0	320	

CITY OF JONESTOWN
 PROPOSED BUDGET WORKSHEET
 AS OF: SEPTEMBER 30TH, 2023

10 -GENERAL FUND

EXPENDITURES	2019-2020 ACTUAL	2020-2021 ACTUAL	2021-2022 ACTUAL	2022-2023		2023-2024		PROPOSED BUDGET
				CURRENT BUDGET	Y-T-D ACTUAL	PROJECTED YEAR END	REQUESTED BUDGET	
10-15-6055 TEXAS WORKFORCE COMMISSION	144	252	9	90	9	0	90	
10-15-6201 OFFICE EQUIPMENT	20	0	0	100	0	0	0	
10-15-6203 COMPUTER EQUIPMENT & SOFTWARE	0	71	17	3,000	2,217	0	1,550	
10-15-6220 OFFICE SUPPLIES	133	109	28	50	50	0	50	
10-15-6231 PUBLICATIONS & SUBSCRIPTIONS	38	0	0	50	0	0	0	
10-15-6311 DUES & MEMBERSHIPS	0	330	339	400	25	0	350	
10-15-6312 TRAINING & CERTIFICATION	850	635	475	1,000	690	0	1,500	
10-15-6314 TRAVEL/MEALS/MILEAGE	256	30	757	0	741	0	0	
TOTAL CITY ADMINISTRATOR	98,841	133,462	139,139	150,476	125,081	0	155,710	

15-6203 COMPUTER EQUIPMENT & SOFTWARE CURRENT YEAR NOTES:
 DESKTOP AND ADOBE

15-6312 TRAINING & CERTIFICATION PERMANENT NOTES:
 COMBINED 10-15-6314 WITH 10-15-6312

CITY SECRETARY

10-16-6001 FULL TIME SALARIES	111,947	116,191	81,797	60,737	50,541	0	73,513	
10-16-6010 OVERTIME	0	326	(76)	0	0	0	0	
10-16-6020 LONGEVITY	0	0	0	360	0	0	0	
10-16-6031 NEW HIRE EXPENSE	0	0	0	0	54	0	0	
10-16-6035 FICA	8,070	8,002	6,834	4,674	3,866	0	5,624	
10-16-6040 RETIREMENT	8,352	7,855	5,831	4,876	4,489	0	5,308	
10-16-6045 HEALTH INSURANCE BENEFITS	13,919	14,158	8,954	7,716	5,864	0	8,348	
10-16-6054 WORKERS COMP	0	0	145	251	125	0	188	
10-16-6055 TEXAS WORKFORCE COMMISSION	288	612	18	90	17	0	90	
10-16-6201 OFFICE EQUIPMENT	79	0	200	500	180	0	500	
10-16-6203 COMPUTER EQUIPMENT & SOFTWARE	0	438	0	0	0	0	2,500	
10-16-6220 OFFICE SUPPLIES	525	416	426	650	292	0	500	
10-16-6231 PUBLICATIONS & SUBSCRIPTIONS	118	90	120	300	0	0	300	
10-16-6311 DUES & MEMBERSHIPS	442	363	207	400	175	0	565	
10-16-6312 TRAINING & CERTIFICATION	70	75	840	1,800	350	0	4,000	
10-16-6314 TRAVEL/MEALS/MILEAGE	132	0	1,171	1,800	1,561	0	0	
10-16-6441 SOFTWARE LICENSES	0	1,203	738	1,200	1,437	0	3,000	
10-16-6442 CODIFICATION	2,450	4,060	3,612	4,000	2,873	0	4,000	
10-16-6443 RECORDS MANAGEMENT	1,467	1,901	3,025	2,000	3,243	0	200	
10-16-6449 FILING FEES	57	103	21	100	0	0	100	
10-16-6454 LEGAL NOTICES	2,765	2,567	2,521	2,500	0	0	2,500	
10-16-6457 ELECTION COSTS	540	2,548	0	3,000	2,217	0	3,000	
TOTAL CITY SECRETARY	151,219	160,908	116,385	96,954	77,284	0	114,236	

16-6203 COMPUTER EQUIPMENT & SOFTWARE CURRENT YEAR NOTES:
 New Desktop

16-6312 TRAINING & CERTIFICATION PERMANENT NOTES:
 10-16-6314 combined with 10-16-6312

16-6441 SOFTWARE LICENSES CURRENT YEAR NOTES:

CITY OF JONESTOWN
 PROPOSED BUDGET WORKSHEET
 AS OF: SEPTEMBER 30TH, 2023

10 -GENERAL FUND

EXPENDITURES	2019-2020	2020-2021	2021-2022	(----- 2022-2023 -----)		(----- 2023-2024 -----)		
	ACTUAL	ACTUAL	ACTUAL	CURRENT BUDGET	Y-T-D ACTUAL	PROJECTED YEAR END	REQUESTED BUDGET	PROPOSED BUDGET
Includes Adobe & Towncloud agenda & website software								
POLICE								
10-20-6001 FULL TIME SALARIES	558,825	536,981	639,315	841,929	590,354	0	810,247	
10-20-6002 PART TIME SALARIES	0	1,716	582	0	0	0	0	
10-20-6003 RESERVE SALARIES	790	2,095	2,770	5,000	1,722	0	3,500	
10-20-6005 SHIFT DIFFERENTIAL	0	0	0	0	0	0	0	
10-20-6010 OVERTIME	20,024	22,126	21,653	20,000	20,801	0	26,172	
10-20-6020 LONGEVITY	0	0	0	4,560	0	0	4,860	
10-20-6025 CERTIFICATION & EDUCATION	10,257	10,218	11,469	12,000	9,201	0	14,000	
10-20-6031 NEW HIRE EXPENSE	157	1,063	7,344	5,000	522	0	5,000	
10-20-6035 FICA	44,412	41,424	52,452	66,286	47,053	0	64,254	
10-20-6040 RETIREMENT	43,964	38,699	47,622	63,830	54,132	0	60,434	
10-20-6045 HEALTH INSURANCE BENEFITS	53,918	61,635	68,209	100,308	75,353	0	100,176	
10-20-6054 WORKERS COMP	0	0	14,759	48,525	23,304	0	25,936	
10-20-6055 TEXAS WORKFORCE COMMISSION	1,601	2,528	293	1,440	129	0	1,260	
10-20-6201 OFFICE EQUIPMENT	1,668	0	71	2,500	47	0	1,500	
10-20-6202 OFFICE FURNITURE	2,905	0	1,331	2,500	0	0	1,500	
10-20-6203 COMPUTER EQUIPMENT & SOFTWARE	4,454	4,266	4,029	7,000	1,371	0	7,500	
10-20-6204 SMALL TOOLS & EQUIPMENT	23	230	664	1,000	0	0	500	
10-20-6205 SAFETY EQUIPMENT & SUPPLIES	860	1,330	3,060	2,500	2,600	0	2,500	
10-20-6206 POLICE EQUIPMENT	4,432	7,296	14,903	12,250	3,334	0	21,000	
10-20-6211 LAKE PATROL	92	138	6,789	6,000	3,076	0	6,000	
10-20-6220 OFFICE SUPPLIES	2,393	2,809	2,638	2,500	3,199	0	2,500	
10-20-6221 JANITORIAL SUPPLIES	629	916	714	1,000	1,017	0	1,000	
10-20-6222 GENERAL SUPPLIES	376	597	864	750	956	0	900	
10-20-6223 TRAFFIC CONTROL SUPPLIES	647	499	512	500	613	0	500	
10-20-6224 CRIME SCENE SUPPLIES	1,628	1,371	2,200	2,000	910	0	2,000	
10-20-6230 POSTAGE & FREIGHT	405	354	426	500	783	0	550	
10-20-6231 PUBLICATIONS & SUBSCRIPTIONS	14,957	248	9,497	9,100	3,911	0	9,100	
10-20-6232 BOTTLED WATER	801	946	815	800	570	0	800	
10-20-6233 FUEL	19,485	20,823	37,284	35,000	31,878	0	38,000	
10-20-6234 UNIFORMS	7,804	6,510	14,033	11,592	10,112	0	12,000	
10-20-6235 BODY ARMOR	798	0	4,199	3,720	3,904	0	4,000	
10-20-6236 AMMUNITION/QUALIFICATIONS	1,242	1,680	2,909	3,500	3,496	0	3,000	
10-20-6237 FIREARMS	0	0	0	0	7,258	0	5,000	
10-20-6301 BUILDING & GROUNDS MAINTENANCE	5,522	10,669	13,440	12,000	13,199	0	15,000	
10-20-6304 VEHICLE MAINTENANCE	9,905	21,725	37,414	30,000	26,584	0	30,000	
10-20-6305 EQUIPMENT MAINTENANCE	542	50	2,387	2,000	0	0	2,000	
10-20-6309 RADIO MAINTENANCE	904	108	36	1,500	1,543	0	8,500	
10-20-6310 COMMUNITY OUTREACH	0	0	0	0	0	0	1,000	
10-20-6311 DUES & MEMBERSHIPS	209	343	418	600	419	0	600	
10-20-6312 TRAINING & CERTIFICATION	2,177	3,385	4,064	5,500	7,615	0	15,000	
10-20-6314 TRAVEL/MEALS/MILEAGE	485	808	1,711	4,000	3,863	0	0	
10-20-6409 PROFESSIONAL SERVICES	0	350	1,020	1,000	0	0	1,000	
10-20-6411 IT SUPPORT SERVICES	3,308	2,048	0	2,000	218	0	1,000	
10-20-6412 JANITORIAL SERVICES	0	0	0	0	650	0	7,800	
10-20-6413 PEST CONTROL	435	720	540	800	225	0	500	

CITY OF JONESTOWN
 PROPOSED BUDGET WORKSHEET
 AS OF: SEPTEMBER 30TH, 2023

10 -GENERAL FUND

EXPENDITURES	2019-2020 ACTUAL	2020-2021 ACTUAL	2021-2022 ACTUAL	(----- 2022-2023 -----) (----- 2023-2024 -----)		PROJECTED YEAR END	REQUESTED BUDGET	PROPOSED BUDGET
				CURRENT BUDGET	Y-T-D ACTUAL			
10-20-6421 ELECTRICITY	5,678	4,647	5,059	6,500	3,692	0	6,000	
10-20-6422 WATER	921	967	1,026	1,200	879	0	1,200	
10-20-6424 TELEPHONE, MOBILE & INTERNET	5,372	4,603	3,026	6,000	292	0	3,000	
10-20-6431 INSURANCE - LIABILITY	4,708	5,132	5,790	5,500	5,737	0	5,800	
10-20-6432 INSURANCE - VEHICLE	7,295	11,247	11,923	8,000	12,517	0	12,600	
10-20-6433 INSURANCE - REAL/PERSONAL PROP	1,974	1,853	2,046	2,600	2,671	0	2,700	
10-20-6441 SOFTWARE LICENSES	4,075	5,550	5,691	5,000	3,633	0	5,000	
10-20-6451 EQUIPMENT LEASES	2,604	1,963	2,340	2,400	2,580	0	3,500	
10-20-6466 911 DISPATCH	56,504	64,980	74,727	85,937	85,936	0	98,826	
10-20-6481 RRS SYSTEM	6,929	7,826	7,402	8,600	7,649	0	8,600	
10-20-6601 EMPLOYEE/CITIZEN RECOGNITION	762	1,038	455	800	1,184	0	1,200	
10-20-6615 ANIMAL CONTROL	215	0	252	500	0	0	250	
10-20-6680 MISCELLANEOUS/OTHER	150	0	0	0	159	0	0	
TOTAL POLICE	920,221	918,512	1,154,170	1,466,027	1,082,856	0	1,466,765	

20-6206 POLICE EQUIPMENT CURRENT YEAR NOTES:
 MOTOROLA HANDHELD UPGRADE

20-6312 TRAINING & CERTIFICATION CURRENT YEAR NOTES:
 10-20-6312 COMBINED WITH 10-30-6314

MUNICIPAL COURT

10-25-6001 FULL TIME SALARIES	50,388	54,851	70,862	126,066	84,264	0	123,001	
10-25-6002 PART TIME SALARIES	5,160	6,673	12,026	12,000	11,786	0	18,900	
10-25-6010 OVERTIME	0	0	0	0	0	0	0	
10-25-6020 LONGEVITY	0	0	0	0	0	0	0	
10-25-6031 NEW HIRE EXPENSE	0	18	18	0	0	0	0	
10-25-6035 FICA	4,203	4,185	7,328	8,726	7,341	0	10,855	
10-25-6040 RETIREMENT	3,759	3,498	5,718	9,102	7,363	0	8,881	
10-25-6045 HEALTH INSURANCE BENEFITS	6,959	7,583	9,454	15,432	11,068	0	16,696	
10-25-6054 WORKERS COMP	0	0	217	520	261	0	363	
10-25-6055 TEXAS WORKFORCE COMMISSION	207	221	391	180	37	0	270	
10-25-6201 OFFICE EQUIPMENT	179	0	0	150	18	0	0	
10-25-6202 OFFICE FURNITURE	60	10	1,607	150	0	0	0	
10-25-6203 COMPUTER EQUIPMENT & SOFTWARE	0	25	0	0	0	0	0	
10-25-6220 OFFICE SUPPLIES	219	577	1,007	1,000	814	0	1,300	
10-25-6230 POSTAGE & FREIGHT	347	304	66	500	802	0	1,300	
10-25-6231 PUBLICATIONS & SUBSCRIPTIONS	36	106	30	100	0	0	100	
10-25-6311 DUES & MEMBERSHIPS	305	243	229	300	280	0	300	
10-25-6312 TRAINING & CERTIFICATION	1,125	810	1,350	1,200	150	0	3,500	
10-25-6314 TRAVEL/MEALS/MILEAGE	188	87	779	2,400	541	0	0	
10-25-6403 LEGAL SERVICES	4,564	9,232	16,782	10,000	13,532	0	15,000	
10-25-6411 IT SUPPORT SERVICES	0	184	0	0	0	0	0	
10-25-6424 TELEPHONE, MOBILE & INTERNET	0	375	532	0	0	0	0	
10-25-6441 SOFTWARE LICENSES	0	3	188	0	0	0	0	
10-25-6446 CREDIT CARD FEES	3,034	3,151	8,518	6,000	10,374	0	12,500	
10-25-6459 JUROR	0	0	0	0	0	0	120	
10-25-6461 INTERPRETER	0	0	350	1,000	378	0	1,000	

CITY OF JONESTOWN
 PROPOSED BUDGET WORKSHEET
 AS OF: SEPTEMBER 30TH, 2023

10 -GENERAL FUND

EXPENDITURES	2019-2020 ACTUAL	2020-2021 ACTUAL	2021-2022 ACTUAL	2022-2023		2023-2024		PROPOSED BUDGET
				CURRENT BUDGET	Y-T-D ACTUAL	PROJECTED YEAR END	REQUESTED BUDGET	
10-25-6609 STATE FEES ON COURT COSTS	0	0	0	0	0	0	0	
TOTAL MUNICIPAL COURT	80,733	92,135	137,453	194,826	149,008	0	214,086	
25-6312 TRAINING & CERTIFICATION	CURRENT YEAR NOTES: 10-25-6314 combines with 10-25-6312							
FINANCE								
10-26-6001 FULL TIME SALARIES	60,167	72,359	108,962	149,386	103,078	0	127,416	
10-26-6002 PART TIME SALARIES	0	0	0	0	80	0	0	
10-26-6010 OVERTIME	0	730	221	0	0	0	0	
10-26-6020 LONGEVITY	0	0	0	0	0	0	300	
10-26-6031 NEW HIRE EXPENSE	0	987	1,275	0	0	0	0	
10-26-6035 FICA	3,451	4,600	7,003	11,428	7,548	0	9,747	
10-26-6040 RETIREMENT	4,489	4,922	7,599	11,921	8,517	0	9,199	
10-26-6045 HEALTH INSURANCE BENEFITS	6,959	3,696	6,221	15,432	13,216	0	16,696	
10-26-6054 WORKERS COMP	0	0	145	612	327	0	326	
10-26-6055 TEXAS WORKFORCE COMMISSION	144	252	126	180	21	0	180	
10-26-6201 OFFICE EQUIPMENT	1,550	1,428	962	1,100	28	0	100	
10-26-6203 COMPUTER EQUIPMENT & SOFTWARE	0	1,990	2,648	300	18	0	500	
10-26-6220 OFFICE SUPPLIES	553	1,019	1,113	1,100	920	0	1,100	
10-26-6233 FUEL	0	0	29	0	0	0	0	
10-26-6311 DUES & MEMBERSHIPS	0	73	137	400	60	0	200	
10-26-6312 TRAINING & CERTIFICATION	795	440	955	1,000	3,170	0	2,000	
10-26-6314 TRAVEL/MEALS/MILEAGE	0	0	533	400	513	0	0	
10-26-6402 AUDIT SERVICES	15,660	17,490	13,860	30,000	33,000	0	35,000	
10-26-6409 PROFESSIONAL SERVICES	0	0	47,186	0	15,383	0	0	
10-26-6441 SOFTWARE LICENSES	5,641	5,923	6,424	7,000	6,530	0	7,500	
10-26-6445 BANK/AGENT FEES	53	0	0	100	0	0	0	
TOTAL FINANCE	99,461	115,910	205,398	230,359	192,410	0	210,264	
26-6203 COMPUTER EQUIPMENT & SOFTWARE	PERMANENT NOTES: ADOBE							
26-6312 TRAINING & CERTIFICATION	PERMANENT NOTES: Combined 10-26-6312 with 10-26-6314							
26-6441 SOFTWARE LICENSES	PERMANENT NOTES: INCODE							
DEVELOPMENT SERVICES								
10-30-6001 FULL TIME SALARIES	166,105	200,596	261,417	286,038	232,923	0	305,961	
10-30-6002 PART TIME SALARIES	4,590	29,241	6,629	0	87	0	0	
10-30-6010 OVERTIME	0	122	134	200	0	0	0	
10-30-6020 LONGEVITY	0	0	0	0	0	0	0	
10-30-6031 NEW HIRE EXPENSE	245	282	114	0	68	0	0	
10-30-6035 FICA	12,592	16,648	20,885	21,882	18,076	0	23,406	
10-30-6040 RETIREMENT	12,329	13,257	18,562	22,826	20,179	0	22,090	
10-30-6045 HEALTH INSURANCE BENEFITS	19,718	18,609	23,797	30,918	24,676	0	33,928	

CITY OF JONESTOWN
 PROPOSED BUDGET WORKSHEET
 AS OF: SEPTEMBER 30TH, 2023

10 -GENERAL FUND

EXPENDITURES	2019-2020 ACTUAL	2020-2021 ACTUAL	2021-2022 ACTUAL	2022-2023			2023-2024	
				CURRENT BUDGET	Y-T-D ACTUAL	PROJECTED YEAR END	REQUESTED BUDGET	PROPOSED BUDGET
10-30-6054 WORKERS COMP	0	0	731	1,495	755	0	1,092	
10-30-6055 TEXAS WORKFORCE COMMISSION	836	1,554	616	450	53	0	450	
10-30-6201 OFFICE EQUIPMENT	857	676	11	500	69	0	500	
10-30-6202 OFFICE FURNITURE	587	360	215	500	272	0	500	
10-30-6203 COMPUTER EQUIPMENT & SOFTWARE	1,461	1,993	737	500	0	0	0	
10-30-6220 OFFICE SUPPLIES	1,760	1,756	1,868	1,850	967	0	1,900	
10-30-6230 POSTAGE & FREIGHT	786	446	5	600	510	0	875	
10-30-6231 PUBLICATIONS & SUBSCRIPTIONS	77	179	0	300	0	0	200	
10-30-6233 FUEL	1,017	1,751	2,812	2,500	1,803	0	2,500	
10-30-6234 UNIFORMS	156	0	0	150	0	0	350	
10-30-6304 VEHICLE MAINTENANCE	478	3,220	2,224	1,500	1,419	0	2,000	
10-30-6311 DUES & MEMBERSHIPS	451	48	1,249	1,000	812	0	1,250	
10-30-6312 TRAINING & CERTIFICATION	1,608	1,203	1,081	3,000	1,283	0	4,700	
10-30-6313 LICENSING & PERMITS	55	233	39	200	45	0	0	
10-30-6314 TRAVEL/MEALS/MILEAGE	0	69	217	1,500	120	0	0	
10-30-6406 ENGINEERING SERVICES	18,907	22,457	12,402	25,000	15,674	0	20,000	
10-30-6407 SURVEYING SERVICES	1,750	0	0	2,000	0	0	2,000	
10-30-6409 PROFESSIONAL SERVICES	0	1,935	0	0	262	0	0	
10-30-6411 IT SUPPORT SERVICES	184	604	0	1,000	0	0	1,000	
10-30-6424 TELEPHONE, MOBILE & INTERNET	980	1,828	1,534	1,500	1,112	0	1,500	
10-30-6432 INSURANCE - VEHICLE	608	728	772	1,220	810	0	810	
10-30-6441 SOFTWARE LICENSES	6,496	5,615	7,776	7,000	5,667	0	7,765	
10-30-6446 CREDIT CARD FEES	0	0	0	0	0	0	0	
10-30-6449 FILING FEES	33	732	760	850	286	0	850	
10-30-6451 EQUIPMENT LEASES	0	1,747	1,514	1,920	1,901	0	2,073	
10-30-6454 LEGAL NOTICES	3,813	7,280	2,988	8,500	2,111	0	3,500	
10-30-6467 BUILDING INSPECTIONS	21,085	2,905	4,875	5,000	4,120	0	5,000	
10-30-6468 CODE ENFORCEMENT	25,230	18,750	12,500	25,000	31,425	0	25,000	
10-30-6469 HEALTH INSPECTIONS	5,000	4,625	5,575	6,000	3,425	0	6,000	
10-30-6680 MISCELLANEOUS/OTHER	0	0	0	300	0	0	150	
10-30-6690 CASH OVER & SHORT	0	0	3	0	0	0	0	
10-30-6809 VEHICLES	0	0	0	0	0	0	0	
TOTAL DEVELOPMENT SERVICES	309,791	361,449	394,039	463,199	370,909	0	477,350	

30-6312 TRAINING & CERTIFICATION CURRENT YEAR NOTES:
 Account 10-30-6312 was merged with 10-30-6313 and 10-30-6314

PARKS & RECREATION

10-40-6001 FULL TIME SALARIES	119,959	133,151	93,720	78,610	66,096	0	81,901	
10-40-6002 PART TIME SALARIES	10,495	14,529	15,686	23,507	20,180	0	25,914	
10-40-6010 OVERTIME	6,810	4,534	958	0	1,033	0	1,785	
10-40-6020 LONGEVITY	0	0	0	840	0	0	900	
10-40-6031 NEW HIRE EXPENSE	84	38	18	0	0	0	0	
10-40-6035 FICA	9,377	9,975	8,473	7,812	6,782	0	8,384	
10-40-6040 RETIREMENT	9,399	8,779	7,094	9,273	3,191	0	6,042	
10-40-6045 HEALTH INSURANCE BENEFITS	19,718	22,236	17,525	15,432	12,736	0	16,696	
10-40-6054 WORKERS COMP	0	0	1,767	2,927	1,922	0	1,946	
10-40-6055 TEXAS WORKFORCE COMMISSION	568	961	31	270	31	0	270	

CITY OF JONESTOWN
 PROPOSED BUDGET WORKSHEET
 AS OF: SEPTEMBER 30TH, 2023

10 -GENERAL FUND

EXPENDITURES	2019-2020 ACTUAL	2020-2021 ACTUAL	2021-2022 ACTUAL	2022-2023			2023-2024	
				CURRENT BUDGET	Y-T-D ACTUAL	PROJECTED YEAR END	REQUESTED BUDGET	PROPOSED BUDGET
10-40-6201 OFFICE EQUIPMENT	252	0	250	1,000	57	0	500	
10-40-6204 SMALL TOOLS & EQUIPMENT	605	1,591	1,772	4,000	1,101	0	3,000	
10-40-6205 SAFETY EQUIPMENT & SUPPLIES	0	360	431	500	443	0	500	
10-40-6209 PARK EQUIPMENT	3,701	10,478	9,168	13,000	4,019	0	11,000	
10-40-6210 BOAT DOCK/RAMP MOVING	0	0	0	10,000	0	0	5,000	
10-40-6220 OFFICE SUPPLIES	148	151	486	400	1,453	0	1,000	
10-40-6221 JANITORIAL SUPPLIES	0	353	4,348	6,000	1,112	0	3,000	
10-40-6223 TRAFFIC CONTROL SUPPLIES	825	750	0	1,000	601	0	1,000	
10-40-6230 POSTAGE & FREIGHT	24	44	2	100	32	0	100	
10-40-6233 FUEL	3,619	3,755	5,058	6,500	3,362	0	5,000	
10-40-6301 BUILDING & GROUNDS MAINTENANCE	14,053	11,329	18,250	25,000	15,274	0	25,000	
10-40-6304 VEHICLE MAINTENANCE	15	34	1,470	5,000	704	0	4,000	
10-40-6305 EQUIPMENT MAINTENANCE	433	12	2,673	2,500	1,258	0	2,500	
10-40-6307 BOAT DOCK/RAMP EQUIP MAINT	3,160	2,691	1,433	5,000	300	0	5,000	
10-40-6312 TRAINING / CERTIFICATION/CPE	0	0	0	1,000	0	0	1,000	
10-40-6314 TRAVEL/MEALS/MILEAGE	23	47	20	1,250	20	0	0	
10-40-6421 ELECTRICITY	3,158	3,616	4,188	4,500	2,802	0	4,500	
10-40-6422 WATER	2,168	1,712	3,056	4,000	3,490	0	4,000	
10-40-6423 SANITATION	20,381	20,822	16,854	25,000	15,051	0	22,000	
10-40-6424 TELEPHONE, MOBILE & INTERNET	937	1,754	1,223	2,300	650	0	800	
10-40-6432 INSURANCE - VEHICLE	1,311	704	746	2,000	783	0	800	
10-40-6433 INSURANCE - REAL/PERSONAL PROP	527	493	548	600	669	0	700	
10-40-6441 SOFTWARE LICENSES	2,160	2,163	0	2,200	2,196	0	0	
10-40-6446 CREDIT CARD FEES	8,973	9,830	12,318	10,000	1,560	0	10,000	
10-40-6450 BOAT LAUNCH STATION FEES	2,444	5,157	3,626	6,500	6,232	0	4,000	
10-40-6451 EQUIPMENT LEASES	0	0	0	0	33	0	0	
10-40-6452 EQUIPMENT RENTAL	252	0	346	2,000	1,010	0	3,000	
TOTAL PARKS & RECREATION	245,578	272,048	233,539	280,021	176,183	0	261,238	

40-6314 TRAVEL/MEALS/MILEAGE PERMANENT NOTES:
 10-40-6314 COMBINED WITH 10-40-6312

PUBLIC WORKS								
10-50-6001 FULL TIME SALARIES	173,442	180,144	222,623	274,784	202,378	0	310,478	
10-50-6002 PART TIME SALARIES	14,550	14,238	2,089	0	0	0	0	
10-50-6010 OVERTIME	8,345	6,001	5,181	8,000	5,618	0	6,741	
10-50-6020 LONGEVITY	0	0	0	600	0	0	900	
10-50-6031 NEW HIRE EXPENSE	18	0	46	0	36	0	0	
10-50-6035 FICA	14,478	14,085	17,288	21,067	15,508	0	24,267	
10-50-6040 RETIREMENT	13,329	12,644	14,767	21,976	17,747	0	22,903	
10-50-6045 HEALTH INSURANCE BENEFITS	28,234	28,071	34,676	46,296	28,876	0	54,262	
10-50-6054 WORKERS COMP	0	0	5,606	11,427	6,256	0	9,144	
10-50-6055 TEXAS WORKFORCE COMMISSION	724	1,372	239	540	66	0	585	
10-50-6201 OFFICE EQUIPMENT&FURNITURE	390	259	1,262	2,000	1,921	0	500	
10-50-6203 COMPUTER EQUIPMENT & SOFTWARE	206	8,725	4,559	2,000	155	0	1,500	
10-50-6204 SMALL TOOLS & EQUIPMENT	14,099	8,176	7,600	10,000	7,444	0	8,000	
10-50-6205 SAFETY EQUIPMENT & SUPPLIES	1,994	5,747	767	5,000	3,576	0	3,000	
10-50-6220 OFFICE SUPPLIES	150	614	19	1,000	595	0	500	

CITY OF JONESTOWN
 PROPOSED BUDGET WORKSHEET
 AS OF: SEPTEMBER 30TH, 2023

10 -GENERAL FUND

EXPENDITURES	2019-2020 ACTUAL	2020-2021 ACTUAL	2021-2022 ACTUAL	(----- 2022-2023 -----)			(----- 2023-2024 -----)	
				CURRENT BUDGET	Y-T-D ACTUAL	PROJECTED YEAR END	REQUESTED BUDGET	PROPOSED BUDGET
10-50-6221 JANITORIAL SERVICES/SUPPLIES	666	91	267	5,000	226	0	3,000	
10-50-6222 GENERAL SUPPLIES	6,073	8,452	3,484	5,000	3,139	0	5,000	
10-50-6223 TRAFFIC CONTROL SUPPLIES	9,636	5,299	6,046	7,000	2,654	0	5,000	
10-50-6230 POSTAGE & FREIGHT	26	1	86	100	0	0	0	
10-50-6231 PUBLICATIONS & SUBSCRIPTIONS	96	0	0	100	501	0	0	
10-50-6232 BOTTLED WATER	1,147	1,038	680	2,000	1,265	0	2,000	
10-50-6233 FUEL	11,826	18,007	16,734	20,000	14,990	0	20,000	
10-50-6234 UNIFORMS	2,937	3,798	2,068	6,000	3,409	0	5,000	
10-50-6301 BUILDING & GROUNDS MAINTENANCE	8,206	4,876	2,509	2,500	1,623	0	11,000	
10-50-6303 OFFICE EQUIPMENT MAINTENANCE	0	490	78	500	0	0	0	
10-50-6304 VEHICLE MAINTENANCE	12,951	7,071	5,926	10,000	8,090	0	8,000	
10-50-6305 EQUIPMENT MAINTENANCE	3,572	9,238	12,222	10,000	9,151	0	11,000	
10-50-6310 STREET MAINTENANCE	13,975	19,666	30,660	30,000	12,637	0	30,000	
10-50-6311 DUES & MEMBERSHIPS	40	0	0	100	0	0	0	
10-50-6312 TRAINING/CERTIFICATIION/CPE	589	45	30	1,000	600	0	2,500	
10-50-6313 LICENSING & PERMITS	0	0	60	500	0	0	0	
10-50-6314 TRAVEL/MEALS/MILEAGE	196	0	43	1,000	40	0	0	
10-50-6406 ENGINEERING SERVICES	2,750	14,016	2,280	5,000	2,020	0	6,000	
10-50-6409 PROFESSIONAL SERVICES	0	0	243	2,500	828	0	0	
10-50-6411 IT SUPPORT SERVICES	131	53	105	500	0	0	0	
10-50-6412 JANITORIAL SERVICES	0	0	275	0	130	0	1,560	
10-50-6413 PEST CONTROL	0	300	225	300	0	0	0	
10-50-6421 ELECTRICITY	5,820	6,277	6,815	7,000	5,514	0	7,000	
10-50-6422 WATER	431	627	481	600	748	0	600	
10-50-6424 TELEPHONE, MOBILE & INTERNET	4,195	2,549	1,968	4,000	579	0	1,000	
10-50-6432 INSURANCE - VEHICLE	4,903	5,959	6,317	6,000	6,632	0	7,000	
10-50-6433 INSURANCE - REAL/PERSONAL PROP	5,215	5,303	6,010	5,500	5,387	0	5,500	
10-50-6441 SOFTWARE LICENSES	3,600	3,600	3,600	2,500	2,400	0	0	
10-50-6451 EQUIPMENT LEASES	1,949	2,125	2,118	2,300	1,721	0	2,100	
10-50-6452 EQUIPMENT RENTAL	1,646	3,042	1,023	6,000	1,216	0	6,000	
10-50-6925 TRANSFER TO STREET FUND	0	0	0	0	0	0	0	
TOTAL PUBLIC WORKS	372,531	401,997	429,074	547,690	375,675	0	582,040	

- 50-6301 BUILDING & GROUNDS MAINTENCURRENT YEAR NOTES:
INCLUDES LANDSCAPING TO FRONT OF BUILDING \$6000
- 50-6312 TRAINING/CERTIFICATIION/CPCURRENT YEAR NOTES:
10-50-6313 & 10-50-6314 combined with 10-50-6312
- 50-6406 ENGINEERING SERVICES CURRENT YEAR NOTES:
10-50-6409 combined with 10-50-6406

LIBRARY								
10-55-6001 FULL TIME SALARIES	92,259	59,514	60,121	60,475	51,292	0	63,489	
10-55-6002 PART TIME SALARIES	6,948	10,136	8,275	13,891	7,276	0	32,760	
10-55-6010 OVERTIME	0	0	122	0	2,129	0	630	
10-55-6020 LONGEVITY	0	0	0	360	0	0	420	
10-55-6031 NEW HIRE EXPENSE	0	0	18	0	28	0	0	

CITY OF JONESTOWN
 PROPOSED BUDGET WORKSHEET
 AS OF: SEPTEMBER 30TH, 2023

10 -GENERAL FUND

EXPENDITURES	2019-2020	2020-2021	2021-2022	(----- 2022-2023 -----) (----- 2023-2024 -----)			REQUESTED BUDGET	PROPOSED BUDGET
	ACTUAL	ACTUAL	ACTUAL	CURRENT BUDGET	Y-T-D ACTUAL	PROJECTED YEAR END		
10-55-6035 FICA	7,589	5,070	5,355	5,717	4,715	0	7,411	
10-55-6040 RETIREMENT	6,884	4,048	4,203	4,855	4,726	0	4,629	
10-55-6045 HEALTH INSURANCE BENEFITS	13,919	7,669	7,173	7,716	6,261	0	8,348	
10-55-6054 WORKERS COMP	0	0	310	411	205	0	438	
10-55-6055 TEXAS WORKFORCE COMMISSION	370	429	83	180	17	0	270	
10-55-6201 OFFICE EQUIPMENT	0	434	0	0	0	0	200	
10-55-6202 OFFICE FURNITURE	862	780	1,141	1,000	4,075	0	0	
10-55-6203 COMPUTER EQUIPMENT & SOFTWARE	1,041	189	14,537	3,400	0	0	2,500	
10-55-6220 OFFICE SUPPLIES	662	877	559	3,000	607	0	500	
10-55-6221 JANITORIAL SUPPLIES	577	117	49	500	50	0	500	
10-55-6230 POSTAGE & FREIGHT	18	3	0	150	0	0	150	
10-55-6231 PUBLICATIONS & SUBSCRIPTIONS	0	0	410	1,000	0	0	700	
10-55-6232 BOTTLED WATER	255	638	372	500	161	0	200	
10-55-6238 LIBRARY MATERIALS	11,079	10,974	9,719	18,000	9,109	0	10,000	
10-55-6239 LIBRARY SUPPLIES	0	1,376	11	1,500	1,984	0	700	
10-55-6301 BUILDING & GROUNDS MAINTENANCE	0	242	501	500	0	0	0	
10-55-6311 DUES & MEMBERSHIPS	438	343	845	500	139	0	500	
10-55-6312 TRAINING & CERTIFICATION	0	0	206	1,000	0	0	3,200	
10-55-6313 LICENSING & PERMITS	305	85	399	200	0	0	0	
10-55-6314 TRAVEL/MEALS/MILEAGE	0	0	0	2,000	0	0	0	
10-55-6411 IT SUPPORT SERVICES	53	0	0	1,500	145	0	150	
10-55-6412 JANITORIAL SERVICES	0	0	0	0	585	0	7,020	
10-55-6424 TELEPHONE, MOBILE & INTERNET	0	0	0	400	0	0	0	
10-55-6433 INSURANCE - REAL/PERSONAL PROP	668	666	705	70	903	0	950	
10-55-6441 SOFTWARE LICENSES	1,219	1,111	1,100	1,300	0	0	1,300	
10-55-6451 EQUIPMENT LEASES	1,108	1,058	863	1,840	1,578	0	2,100	
10-55-6462 ALARM MONITORING	575	557	713	1,000	584	0	760	
10-55-6607 DONATION EXPENDITURES	193	480	0	1,500	0	0	0	
10-55-6624 LIBRARY PROGRAMS	242	353	328	3,000	2,677	0	5,800	
10-55-6625 SUMMER READING PROGRAM	266	851	1,999	3,500	836	0	3,500	
10-55-6690 CASH OVER & SHORT	0	0	0	0	0	0	0	
TOTAL LIBRARY	147,530	108,004	120,117	140,965	100,082	0	159,125	
55-6312 TRAINING & CERTIFICATION								
PERMANENT NOTES:								
10-55-6314 & 10-55-6313 combined with 10-55-6312								
TOTAL EXPENDITURES	3,042,761	3,215,642	5,582,807	4,567,117	3,719,848	0	5,106,838	
REVENUE OVER/(UNDER) EXPENDITURES	447,756	755,452	(1,500,378)	51,105	730,257	0	38,492	

CITY OF JONESTOWN
 PROPOSED BUDGET WORKSHEET
 AS OF: SEPTEMBER 30TH, 2023

10 -GENERAL FUND

	2019-2020 ACTUAL	2020-2021 ACTUAL	2021-2022 ACTUAL	(----- 2022-2023 -----) CURRENT BUDGET	(----- 2022-2023 -----) Y-T-D ACTUAL	(----- 2023-2024 -----) PROJECTED YEAR END	(----- 2023-2024 -----) REQUESTED BUDGET	(----- 2023-2024 -----) PROPOSED BUDGET
OTHER FINANCING SOURCES								
=====								
TOTAL OTHER FINANCING SOURCES	0	0	0	0	0	0	0	
OTHER FINANCING (USES)								
=====								
TOTAL OTHER FINANCING (USES)	0	0	0	0	0	0	0	
REVENUE & OTHER SOURCES OVER/ (UNDER) EXPENDITURES & OTHER (USES)								
	447,756	755,452	(1,500,378)	51,105	730,257	0	38,492	
	=====	=====	=====	=====	=====	=====	=====	=====

*** END OF REPORT ***

CITY OF JONESTOWN
 PROPOSED BUDGET WORKSHEET
 AS OF: SEPTEMBER 30TH, 2023

13 -COURT RESTRICTED

REVENUES	2019-2020	2020-2021	2021-2022	(----- 2022-2023 -----)		(----- 2023-2024 -----)		
	ACTUAL	ACTUAL	ACTUAL	CURRENT BUDGET	Y-T-D ACTUAL	PROJECTED YEAR END	REQUESTED BUDGET	PROPOSED BUDGET
<u>NON-DEPARTMENTAL</u>								
13-00-4305 TIME PAYMENT EFFICIENCY FEES	81	30	14	100	19	0	0	
13-00-4310 CHILD SAFETY FEES	2,296	2,424	1,755	2,000	1,974	0	3,000	
13-00-4311 TRUANCY PREVENTION FEES	895	6,023	12,416	8,000	9,170	0	15,000	
13-00-4315 COURT SECURITY FEES	2,113	6,275	12,398	8,000	9,226	0	14,000	
13-00-4320 COURT TECHNOLOGY FEES	2,963	5,314	10,228	7,000	7,646	0	11,000	
TOTAL NON-DEPARTMENTAL	8,348	20,066	36,810	25,100	28,035	0	43,000	
TOTAL REVENUES	8,348	20,066	36,810	25,100	28,035	0	43,000	

CITY OF JONESTOWN
 PROPOSED BUDGET WORKSHEET
 AS OF: SEPTEMBER 30TH, 2023

13 -COURT RESTRICTED

EXPENDITURES	2019-2020	2020-2021	2021-2022	(----- 2022-2023 -----)		(----- 2023-2024 -----)			
	ACTUAL	ACTUAL	ACTUAL	CURRENT BUDGET	Y-T-D ACTUAL	PROJECTED YEAR END	REQUESTED BUDGET	PROPOSED BUDGET	
NON-DEPARTMENTAL									
13-00-6612 CHILD SAFETY	2,671	1,081	477	2,000	(202)	0	2,000		
13-00-6613 BUILDING SECURITY	3,375	1,249	1,100	2,500	500	0	3,600		
13-00-6614 TECHNOLOGY	3,540	3,239	8,422	3,500	3,265	0	5,750		
TOTAL NON-DEPARTMENTAL	9,586	5,569	9,999	8,000	3,563	0	11,350		
00-6613 BUILDING SECURITY				CURRENT YEAR NOTES: Baliff					
00-6614 TECHNOLOGY				CURRENT YEAR NOTES: Incode, laptop, Adobe & replacement printer					
TOTAL EXPENDITURES	9,586	5,569	9,999	8,000	3,563	0	11,350		
REVENUE OVER/(UNDER) EXPENDITURES	(1,237)	14,497	26,811	17,100	24,472	0	31,650		
OTHER FINANCING SOURCES									
TOTAL OTHER FINANCING SOURCES	0	0	0	0	0	0	0		
REVENUE & OTHER SOURCES OVER/ (UNDER) EXPENDITURES & OTHER (USES)	(1,237)	14,497	26,811	17,100	24,472	0	31,650		

*** END OF REPORT ***

CITY OF JONESTOWN
 PROPOSED BUDGET WORKSHEET
 AS OF: SEPTEMBER 30TH, 2023

14 -GRANT FUND

REVENUES	2019-2020 ACTUAL	2020-2021 ACTUAL	2021-2022 ACTUAL	(----- 2022-2023 -----)			(----- 2023-2024 -----)	
				CURRENT BUDGET	Y-T-D ACTUAL	PROJECTED YEAR END	REQUESTED BUDGET	PROPOSED BUDGET
<u>NON-DEPARTMENTAL</u>								
14-00-4650 COVID INFRAS FUND GRANT	0	0	0	129,205	75,377	0	0	
14-00-4999 TRANSFER IN - FUND BALANCE	0	0	0	290,794	0	0	0	
TOTAL NON-DEPARTMENTAL	0	0	0	419,999	75,377	0	0	
<hr/>								
TOTAL REVENUES	0	0	0	419,999	75,377	0	0	

CITY OF JONESTOWN
 PROPOSED BUDGET WORKSHEET
 AS OF: SEPTEMBER 30TH, 2023

14 -GRANT FUND

EXPENDITURES	2019-2020	2020-2021	2021-2022	(----- 2022-2023 -----)			(----- 2023-2024 -----)		
	ACTUAL	ACTUAL	ACTUAL	CURRENT BUDGET	Y-T-D ACTUAL	PROJECTED YEAR END	REQUESTED BUDGET	PROPOSED BUDGET	
NON-DEPARTMENTAL									
14-00-6409 GRANT PROFESSIONAL SERVICES	0	0	0	0	2,500	0	2,500		
14-00-6800 INFRASTRUCTURE PROJECT	0	0	0	389,999	21,289	0	0		
14-00-6801 EQUIPMENT	0	0	0	0	51,588	0	309,000		
TOTAL NON-DEPARTMENTAL	0	0	0	389,999	75,377	0	311,500		
00-6801 EQUIPMENT				CURRENT YEAR NOTES: GENERATORS & AXON					
TOTAL EXPENDITURES	0	0	0	389,999	75,377	0	311,500		
REVENUE OVER/(UNDER) EXPENDITURES	0	0	0	30,000	0	0	(311,500)		
OTHER FINANCING SOURCES									
TOTAL OTHER FINANCING SOURCES	0	0	0	0	0	0	0		
REVENUE & OTHER SOURCES OVER/ (UNDER) EXPENDITURES & OTHER (USES)	0	0	0	30,000	0	0	(311,500)		

*** END OF REPORT ***

CITY OF JONESTOWN
 PROPOSED BUDGET WORKSHEET
 AS OF: SEPTEMBER 30TH, 2023

15 -PLAZA ENTERPRISE

REVENUES	2019-2020 ACTUAL	2020-2021 ACTUAL	2021-2022 ACTUAL	(----- 2022-2023 -----)			(----- 2023-2024 -----)	
				CURRENT BUDGET	Y-T-D ACTUAL	PROJECTED YEAR END	REQUESTED BUDGET	PROPOSED BUDGET
<u>NON-DEPARTMENTAL</u>								
15-00-4520 RENT TRAVIS COUNTY	70,250	70,250	65,450	70,250	65,450	0	70,031	_____
15-00-4521 RENT - US POST OFFICE	0	0	4,800	0	4,000	0	4,800	_____
15-00-4605 INTEREST EARNED	0	0	0	0	0	0	0	_____
15-00-4910 TRANSFER FROM GENERAL FUND	35,000	35,000	35,000	35,000	35,000	0	35,000	_____
15-00-4999 TRANSFERS IN	0	0	0	0	0	0	0	_____
TOTAL NON-DEPARTMENTAL	105,250	105,250	105,250	105,250	104,450	0	109,831	_____
TOTAL REVENUES	105,250	105,250	105,250	105,250	104,450	0	109,831	

15 -PLAZA ENTERPRISE

EXPENDITURES	2019-2020	2020-2021	2021-2022	(----- 2022-2023 -----)		(----- 2023-2024 -----)		
	ACTUAL	ACTUAL	ACTUAL	CURRENT BUDGET	Y-T-D ACTUAL	PROJECTED YEAR END	REQUESTED BUDGET	PROPOSED BUDGET
NON-DEPARTMENTAL								
15-00-6221 JANITORIAL SUPPLIES	961	250	328	1,000	996	0	1,200	
15-00-6301 BUILDING & GROUNDS MAINTENANCE	13,369	24,399	41,330	35,000	37,399	0	86,000	
15-00-6412 JANITORIAL SERVICES	0	21,387	14,562	23,000	14,220	0	14,040	
15-00-6413 PEST CONTROL	1,005	1,595	810	2,200	2,385	0	2,200	
15-00-6421 ELECTRICITY	24,074	24,067	26,051	31,000	21,525	0	25,000	
15-00-6422 WATER	3,040	3,963	3,638	3,200	2,788	0	4,000	
15-00-6433 INSURANCE - REAL/PERSONAL PROP	2,748	2,825	3,078	3,232	4,020	0	4,100	
15-00-6691 DEPRECIATION	14,440	14,320	10,170	0	0	0	0	
TOTAL NON-DEPARTMENTAL	59,638	92,805	99,967	98,632	83,333	0	136,540	
00-6301 BUILDING & GROUNDS MAINTENANCE	CURRENT YEAR NOTES:							
	INCLUDES BACK OF PLAZA LANDSCAPING & AC UNITS							
GENERAL								
15-10-6999 TRANSFERS OUT	0	0	0	0	0	0	0	
TOTAL GENERAL	0	0	0	0	0	0	0	
TOTAL EXPENDITURES	59,638	92,805	99,967	98,632	83,333	0	136,540	
REVENUE OVER/(UNDER) EXPENDITURES	45,612	12,445	5,283	6,618	21,117	0	(26,709)	
OTHER FINANCING SOURCES								
TOTAL OTHER FINANCING SOURCES	0	0	0	0	0	0	0	
OTHER FINANCING (USES)								
TOTAL OTHER FINANCING (USES)	0	0	0	0	0	0	0	
REVENUE & OTHER SOURCES OVER/ (UNDER) EXPENDITURES & OTHER (USES)	45,612	12,445	5,283	6,618	21,117	0	(26,709)	

*** END OF REPORT ***

CITY OF JONESTOWN
 PROPOSED BUDGET WORKSHEET
 AS OF: SEPTEMBER 30TH, 2023

16 -CAPITAL EXPENDITURES FUND

REVENUES	2019-2020 ACTUAL	2020-2021 ACTUAL	2021-2022 ACTUAL	(----- 2022-2023 -----)		(----- 2023-2024 -----)		
				CURRENT BUDGET	Y-T-D ACTUAL	PROJECTED YEAR END	REQUESTED BUDGET	PROPOSED BUDGET
<u>NON-DEPARTMENTAL</u>								
16-00-4601 SALE OF ASSETS	13,903	1,479	0	0	0	0	0	
16-00-4910 TRANSFER FROM GENERAL FUND	168,400	150,000	150,000	150,000	214,000	0	565,000	
16-00-4911 TRANSFER FROM FUND BALANCE	0	0	0	64,000	0	0	0	
TOTAL NON-DEPARTMENTAL	182,303	151,479	150,000	214,000	214,000	0	565,000	
TOTAL REVENUES	182,303	151,479	150,000	214,000	214,000	0	565,000	

CITY OF JONESTOWN
 PROPOSED BUDGET WORKSHEET
 AS OF: SEPTEMBER 30TH, 2023

16 -CAPITAL EXPENDITURES FUND

EXPENDITURES	2019-2020 ACTUAL	2020-2021 ACTUAL	2021-2022 ACTUAL	2022-2023			2023-2024	
				CURRENT BUDGET	Y-T-D ACTUAL	PROJECTED YEAR END	REQUESTED BUDGET	PROPOSED BUDGET
NON-DEPARTMENTAL								
16-00-6812 COMPUTER EQUIPMENT	46,642	0	0	0	0	0	0	
16-00-6816 COMPREHENSIVE ORDINANCE UPDATE	0	0	0	0	0	0	28,000	
TOTAL NON-DEPARTMENTAL	46,642	0	0	0	0	0	28,000	
POLICE								
16-20-6806 POLICE DEPARTMENT BUILDING	7,020	15,123	0	0	0	0	0	
16-20-6809 VEHICLES	173,663	24,677	69,248	168,000	0	0	62,800	
16-20-6810 EQUIPMENT	10,391	14,275	0	0	13,016	0	84,245	
TOTAL POLICE	191,074	54,075	69,248	168,000	13,016	0	147,045	
20-6810 EQUIPMENT				CURRENT YEAR NOTES: Drone \$10,000 & Central Square Platform \$37,245 Implementation & \$48,150 Licensing per year, Polaris \$27,000, Ticket writers \$20,000				
DEVELOPMENT SERVICES								
16-30-6809 VEHICLES	21,162	0	0	0	0	0	0	
TOTAL DEVELOPMENT SERVICES	21,162	0	0	0	0	0	0	
PARKS & RECREATION								
16-40-6815 PARK EQUIPMENT	25,178	29,365	28,742	18,000	17,823	0	63,916	
TOTAL PARKS & RECREATION	25,178	29,365	28,742	18,000	17,823	0	63,916	
40-6815 PARK EQUIPMENT				CURRENT YEAR NOTES: SHADE STRUCTURE \$12,000				
PUBLIC WORKS								
16-50-6808 BUILDINGS & GROUNDS	0	9,500	0	0	0	0	30,000	
16-50-6809 VEHICLES	98,005	39,092	0	0	0	0	280,000	
16-50-6810 EQUIPMENT	0	26,959	79,544	6,000	4,808	0	74,308	
16-50-6998 LEASE PAYMENT BACKHOE	0	0	0	39,291	19,645	0	39,291	
TOTAL PUBLIC WORKS	98,005	75,551	79,544	45,291	24,453	0	423,599	
50-6808 BUILDINGS & GROUNDS				CURRENT YEAR NOTES: Fencing for lots				
50-6809 VEHICLES				CURRENT YEAR NOTES: F250 Pickup - Replacement & Bucket Truck				
50-6810 EQUIPMENT				CURRENT YEAR NOTES: Hoe-ram attachment \$9,5000 & Skid Steer \$60,000				
50-6998 LEASE PAYMENT BACKHOE				PERMANENT NOTES: MONTHLY PAYMENTS OF \$3,274.21 FOR 36 MONTHS FOR A TOTAL OF \$117,872.				
TOTAL EXPENDITURES	382,060	158,991	177,535	231,291	55,292	0	662,560	
REVENUE OVER/(UNDER) EXPENDITURES	(199,757)	(7,512)	(27,535)	(17,291)	158,708	0	(97,560)	

CITY OF JONESTOWN
 PROPOSED BUDGET WORKSHEET
 AS OF: SEPTEMBER 30TH, 2023

16 -CAPITAL EXPENDITURES FUND

	2019-2020	2020-2021	2021-2022	(----- 2022-2023 -----)	(----- 2023-2024 -----)			
	ACTUAL	ACTUAL	ACTUAL	CURRENT BUDGET	Y-T-D ACTUAL	PROJECTED YEAR END	REQUESTED BUDGET	PROPOSED BUDGET
<hr/>								
OTHER FINANCING SOURCES								
=====								
TOTAL OTHER FINANCING SOURCES	0	0	0	0	0	0	0	
OTHER FINANCING (USES)								
=====								
TOTAL OTHER FINANCING (USES)	0	0	0	0	0	0	0	
REVENUE & OTHER SOURCES OVER/ (UNDER) EXPENDITURES & OTHER (USES)	(199,757)	(7,512)	(27,535)	(17,291)	158,708	0	(97,560)	
	=====	=====	=====	=====	=====	=====	=====	=====

*** END OF REPORT ***

CITY OF JONESTOWN
 PROPOSED BUDGET WORKSHEET
 AS OF: SEPTEMBER 30TH, 2023

17 -NORTHSHORE WWP

REVENUES	2019-2020	2020-2021	2021-2022	(----- 2022-2023 -----)		(----- 2023-2024 -----)		
	ACTUAL	ACTUAL	ACTUAL	CURRENT BUDGET	Y-T-D ACTUAL	PROJECTED YEAR END	REQUESTED BUDGET	PROPOSED BUDGET
<u>NON-DEPARTMENTAL</u>								
17-00-4260 TAP & IMPACT FEES	15,200	39,200	16,515	30,000	4,700	0	5,000	
17-00-4425 WW SERVICE FEES - JONESTOWN	164,040	166,542	168,743	175,000	147,079	0	180,000	
17-00-4430 WW SERVICE FEES - LAGO VISTA	64,416	91,455	138,240	150,000	150,427	0	190,000	
17-00-4603 BANK & CREDIT CARD FEES	0	0	0	0	0	0	0	
17-00-4604 LATE FEES	3,432	6,291	5,183	4,500	6,114	0	8,000	
17-00-4605 INTEREST EARNED	0	0	0	0	3,514	0	10,500	
17-00-4680 OTHER INCOME	0	0	5,843	0	9	0	0	
17-00-4999 TRANSFER IN FROM FUND BALANCE	0	0	0	290,000	0	0	0	
TOTAL NON-DEPARTMENTAL	247,088	303,488	334,525	649,500	311,843	0	393,500	
TOTAL REVENUES	247,088	303,488	334,525	649,500	311,843	0	393,500	

CITY OF JONESTOWN
 PROPOSED BUDGET WORKSHEET
 AS OF: SEPTEMBER 30TH, 2023

17 -NORTHSHORE WWP

EXPENDITURES	2019-2020 ACTUAL	2020-2021 ACTUAL	2021-2022 ACTUAL	2022-2023			2023-2024	
				CURRENT BUDGET	Y-T-D ACTUAL	PROJECTED YEAR END	REQUESTED BUDGET	PROPOSED BUDGET
NON-DEPARTMENTAL								
17-00-6001 FULL TIME SALARIES	42,188	41,688	43,409	50,232	43,581	0	27,628	
17-00-6002 PART TIME SALARIES	0	0	0	0	0	0	0	
17-00-6010 OVERTIME	741	2,424	3,817	4,000	3,441	0	4,620	
17-00-6015 MERIT	0	0	0	0	0	0	0	
17-00-6020 LONGEVITY	0	0	0	420	0	0	240	
17-00-6031 NEW HIRE EXPENSE	0	0	0	0	0	0	0	
17-00-6035 FICA	3,281	3,192	3,688	3,875	3,651	0	2,467	
17-00-6040 RETIREMENT	714	5,689	3,359	4,042	4,062	0	2,328	
17-00-6045 HEALTH INSURANCE BENEFITS	6,563	6,747	7,173	7,716	6,207	0	4,174	
17-00-6054 WORKERS COMP	0	0	1,365	2,279	1,134	0	906	
17-00-6055 TEXAS WORKFORCE COMMISSION	144	252	9	90	9	0	45	
17-00-6204 SMALL TOOLS & EQUIPMENT	1,044	3,015	4,013	4,000	1,988	0	4,000	
17-00-6205 SAFETY EQUIPMENT & SUPPLIES	2,765	486	149	1,000	118	0	2,100	
17-00-6220 OFFICE SUPPLIES	278	240	333	500	617	0	1,000	
17-00-6222 GENERAL SUPPLIES	1,287	2,395	1,692	3,000	1,233	0	2,500	
17-00-6230 POSTAGE & FREIGHT	1,132	801	54	1,000	1,703	0	2,000	
17-00-6233 FUEL	0	0	0	0	0	0	6,500	
17-00-6234 UNIFORMS	0	0	0	0	0	0	650	
17-00-6237 CHEMICALS	3,245	2,873	2,705	3,500	4,288	0	5,500	
17-00-6301 BUILDING & GROUNDS MAINTENANCE	13	859	214	1,000	769	0	2,000	
17-00-6305 EQUIPMENT MAINTENANCE	1,099	194	883	2,000	0	0	500	
17-00-6312 TRAINING /CERTIFICATION/CPE	1,614	2,193	2,794	2,800	1,974	0	6,000	
17-00-6313 LICENSING & PERMITS	1,583	1,250	1,361	500	1,250	0	0	
17-00-6314 TRAVEL/MEALS/MILEAGE	0	394	1,622	2,000	62	0	0	
17-00-6320 SYSTEM REPAIRS	3,324	23,605	21,656	20,000	21,029	0	20,000	
17-00-6406 ENGINEERING SERVICES	8,606	3,771	717	3,000	500	0	3,000	
17-00-6421 ELECTRICITY	7,563	6,894	8,548	10,000	7,132	0	10,000	
17-00-6422 WATER	2,988	3,572	3,241	4,000	3,207	0	4,500	
17-00-6424 TELEPHONE, MOBILE & INTERNET	0	739	819	1,500	553	0	600	
17-00-6433 INSURANCE - REAL/PERSONAL PROP	2,745	2,916	3,063	3,360	3,922	0	4,000	
17-00-6441 SOFTWARE LICENSES	942	1,001	841	1,200	1,023	0	900	
17-00-6445 BANK/AGENT FEES	0	0	210	0	(12)	0	0	
17-00-6449 FILING FEES	0	33	0	0	35	0	0	
17-00-6463 LABORATORY TESTING	5,883	4,677	7,413	7,000	5,183	0	7,000	
17-00-6464 WASTE WATER SLUDGE REMOVAL	2,600	1,300	1,444	4,000	1,430	0	2,000	
17-00-6465 WASTE WATER SERVICE	43,791	69,017	106,476	125,000	118,049	0	155,000	
17-00-6626 ADMIN OVERHEAD	16,600	17,000	17,000	17,000	17,000	0	20,000	
17-00-6680 MISCELLANEOUS/OTHER	1,029	(374)	(102)	0	0	0	0	
17-00-6691 DEPRECIATION	65,454	68,082	68,082	0	0	0	0	
17-00-6860 TANK REPLACEMENT PROJECT	0	53,788	0	290,000	9,930	0	0	
17-00-6901 TRANSFER TO COMMITTED RESERVE	0	0	0	0	0	0	0	
17-00-6910 TRANSFER TO GENERAL FUND	0	0	0	0	0	0	0	
TOTAL NON-DEPARTMENTAL	229,213	330,713	318,046	580,014	265,069	0	302,158	

00-6312 TRAINING /CERTIFICATION/PPERMANENT NOTES:

CITY OF JONESTOWN
 PROPOSED BUDGET WORKSHEET
 AS OF: SEPTEMBER 30TH, 2023

17 -NORTHSHORE WWP

EXPENDITURES	2019-2020	2020-2021	2021-2022	(----- 2022-2023 -----)	(----- 2023-2024 -----)			
	ACTUAL	ACTUAL	ACTUAL	CURRENT BUDGET	Y-T-D ACTUAL	PROJECTED YEAR END	REQUESTED BUDGET	PROPOSED BUDGET
COMBINED 17-00-6313 & 17-00-6314 WITH 17-00-6312								
TOTAL EXPENDITURES	229,213	330,713	318,046	580,014	265,069	0	302,158	
REVENUE OVER/(UNDER) EXPENDITURES	17,874	(27,225)	16,479	69,486	46,774	0	91,342	
OTHER FINANCING SOURCES								
TOTAL OTHER FINANCING SOURCES	0	0	0	0	0	0	0	
REVENUE & OTHER SOURCES OVER/ (UNDER) EXPENDITURES & OTHER (USES)	17,874	(27,225)	16,479	69,486	46,774	0	91,342	

*** END OF REPORT ***

CITY OF JONESTOWN
 PROPOSED BUDGET WORKSHEET
 AS OF: SEPTEMBER 30TH, 2023

18 -OPIOID SETTLEMENTS

REVENUES	2019-2020 ACTUAL	2020-2021 ACTUAL	2021-2022 ACTUAL	(----- 2022-2023 -----)		(----- 2023-2024 -----)		
				CURRENT BUDGET	Y-T-D ACTUAL	PROJECTED YEAR END	REQUESTED BUDGET	PROPOSED BUDGET
<u>NON-DEPARTMENTAL</u>								
18-00-4010 OPIOID SETTLEMENT FUNDS	0	0	0	0	2,015	0	0	
18-00-4605 INTEREST EARNED	0	0	0	0	0	0	0	
TOTAL NON-DEPARTMENTAL	0	0	0	0	2,015	0	0	
<hr/>								
TOTAL REVENUES	0	0	0	0	2,015	0	0	

CITY OF JONESTOWN
 PROPOSED BUDGET WORKSHEET
 AS OF: SEPTEMBER 30TH, 2023

18 -OPIOID SETTLEMENTS

EXPENDITURES	2019-2020	2020-2021	2021-2022	(----- 2022-2023 -----)			(----- 2023-2024 -----)	
	ACTUAL	ACTUAL	ACTUAL	CURRENT BUDGET	Y-T-D ACTUAL	PROJECTED YEAR END	REQUESTED BUDGET	PROPOSED BUDGET
NON-DEPARTMENTAL								
18-00-6205 SAFETY EQUIPMENT & SUPPLIES	0	0	0	0	0	0	2,015	
TOTAL NON-DEPARTMENTAL	0	0	0	0	0	0	2,015	
TOTAL EXPENDITURES	0	0	0	0	0	0	2,015	
REVENUE OVER/(UNDER) EXPENDITURES	0	0	0	0	2,015	0	(2,015)	
OTHER FINANCING SOURCES								
TOTAL OTHER FINANCING SOURCES	0	0	0	0	0	0	0	
REVENUE & OTHER SOURCES OVER/ (UNDER) EXPENDITURES & OTHER (USES)	0	0	0	0	2,015	0	(2,015)	

*** END OF REPORT ***

CITY OF JONESTOWN
 PROPOSED BUDGET WORKSHEET
 AS OF: SEPTEMBER 30TH, 2023

20 -DEBT SERVICE FUND

REVENUES	2019-2020 ACTUAL	2020-2021 ACTUAL	2021-2022 ACTUAL	(----- 2022-2023 -----)			(----- 2023-2024 -----)	
				CURRENT BUDGET	Y-T-D ACTUAL	PROJECTED YEAR END	REQUESTED BUDGET	PROPOSED BUDGET
<u>NON-DEPARTMENTAL</u>								
20-00-4010 PROPERTY TAX - CURRENT	468,785	480,712	584,902	564,662	584,698	0	596,917	_____
20-00-4011 PROPERTY TAX - PRIOR	453	3,006	1,680	1,082	1,837	0	2,100	_____
20-00-4012 PROPERTY TAX - P & I	2,236	3,277	3,486	38,467	3,150	0	2,300	_____
20-00-4602 BOND PROCEEDS	0	0	0	0	0	0	0	_____
20-00-4605 INTEREST EARNED	0	0	0	0	0	0	0	_____
20-00-4606 BOND PROCEEDS	0	0	0	0	0	0	0	_____
20-00-4910 TRANSFER FROM GENERAL FUND	0	0	0	0	0	0	0	_____
TOTAL NON-DEPARTMENTAL	<u>471,473</u>	<u>486,995</u>	<u>590,069</u>	<u>604,211</u>	<u>589,684</u>	<u>0</u>	<u>601,317</u>	_____
TOTAL REVENUES	471,473	486,995	590,069	604,211	589,684	0	601,317	

CITY OF JONESTOWN
 PROPOSED BUDGET WORKSHEET
 AS OF: SEPTEMBER 30TH, 2023

20 -DEBT SERVICE FUND

EXPENDITURES	2019-2020 ACTUAL	2020-2021 ACTUAL	2021-2022 ACTUAL	2022-2023			2023-2024	
				CURRENT BUDGET	Y-T-D ACTUAL	PROJECTED YEAR END	REQUESTED BUDGET	PROPOSED BUDGET
NON-DEPARTMENTAL								
20-00-6445 BANK/AGENT FEES	300	300	450	150	300	0	300	
20-00-6706 2008 PD BOND INTEREST	0	0	0	0	0	0	0	
20-00-6707 EMS BUILDING PRINCIPAL	0	0	0	0	0	0	0	
20-00-6708 EMS BUILDING INTEREST	0	0	0	0	0	0	0	
20-00-6709 DEBT SERVICE I&S BUILDING EMS	0	0	0	0	0	0	0	
20-00-6711 DEBT SERVICE I&S STREET BOND	0	0	0	0	0	0	0	
20-00-6712 GO REF BOND, SERIES 2012 PRIN	50,000	50,000	55,000	55,000	55,000	0	55,000	
20-00-6713 GO REF BOND, SERIES 2012 INT	10,640	9,520	12,208	7,112	7,112	0	5,880	
20-00-6714 TAX NOTE, SERIES 2015 PRINC	255,000	255,000	0	490,000	490,000	0	510,000	
20-00-6715 TAX NOTE, SERIES 2015 INTEREST	5,546	1,849	0	35,937	35,102	0	26,037	
20-00-6716 TAX NOTE, SERIES 2019 PRINCIPA	100,000	110,000	480,000	0	0	0	0	
20-00-6717 TAX NOTE, SERIES 2019 INTEREST	56,031	51,381	45,012	0	0	0	0	
20-00-6999 TRANSFERS OUT	0	0	0	0	0	0	0	
TOTAL NON-DEPARTMENTAL	477,518	478,050	592,670	588,199	587,514	0	597,217	
TOTAL EXPENDITURES	477,518	478,050	592,670	588,199	587,514	0	597,217	
REVENUE OVER/(UNDER) EXPENDITURES	(6,044)	8,945	(2,601)	16,012	2,171	0	4,100	
OTHER FINANCING SOURCES								
TOTAL OTHER FINANCING SOURCES	0	0	0	0	0	0	0	
REVENUE & OTHER SOURCES OVER/ (UNDER) EXPENDITURES & OTHER (USES)	(6,044)	8,945	(2,601)	16,012	2,171	0	4,100	

*** END OF REPORT ***

CITY OF JONESTOWN
 PROPOSED BUDGET WORKSHEET
 AS OF: SEPTEMBER 30TH, 2023

25 -STREET FUND

REVENUES	2019-2020 ACTUAL	2020-2021 ACTUAL	2021-2022 ACTUAL	(----- 2022-2023 -----)		(----- 2023-2024 -----)		PROPOSED BUDGET
				CURRENT BUDGET	Y-T-D ACTUAL	PROJECTED YEAR END	REQUESTED BUDGET	
<u>NON-DEPARTMENTAL</u>								
25-00-4910 TRANSFER FROM GENERAL FUND	175,000	175,000	175,000	175,000	175,000	0	450,000	
25-00-4911 TRANSFER FROM FUND BALANCE	0	0	0	275,000	0	0	0	
TOTAL NON-DEPARTMENTAL	175,000	175,000	175,000	450,000	175,000	0	450,000	
TOTAL REVENUES	175,000	175,000	175,000	450,000	175,000	0	450,000	

CITY OF JONESTOWN
 PROPOSED BUDGET WORKSHEET
 AS OF: SEPTEMBER 30TH, 2023

25 -STREET FUND

EXPENDITURES	2019-2020	2020-2021	2021-2022	2022-2023			2023-2024	
	ACTUAL	ACTUAL	ACTUAL	CURRENT BUDGET	Y-T-D ACTUAL	PROJECTED YEAR END	REQUESTED BUDGET	PROPOSED BUDGET
<u>NON-DEPARTMENTAL</u>								
25-00-6406 ENGINEERING SERVICES	0	2,250	0	0	10,600	0	0	
25-00-6407 ROAD REPAIR/MAINTENANCE	0	0	0	450,000	174,108	0	450,000	
25-00-6814 STREET IMPROVEMENTS	2,557,441	26,386	49,645	0	143,404	0	0	
TOTAL NON-DEPARTMENTAL	2,557,441	28,636	49,645	450,000	328,112	0	450,000	
TOTAL EXPENDITURES	2,557,441	28,636	49,645	450,000	328,112	0	450,000	
REVENUE OVER/(UNDER) EXPENDITURES	(2,382,441)	146,364	125,355	0	(153,112)	0	0	
<u>OTHER FINANCING SOURCES</u>								
TOTAL OTHER FINANCING SOURCES	0	0	0	0	0	0	0	
REVENUE & OTHER SOURCES OVER/ (UNDER) EXPENDITURES & OTHER (USES)	(2,382,441)	146,364	125,355	0	(153,112)	0	0	

*** END OF REPORT ***

CITY OF JONESTOWN
 PROPOSED BUDGET WORKSHEET
 AS OF: SEPTEMBER 30TH, 2023

40 -CAPITAL METRO FUND

REVENUES	2019-2020	2020-2021	2021-2022	(----- 2022-2023 -----)	(----- 2023-2024 -----)			
	ACTUAL	ACTUAL	ACTUAL	CURRENT BUDGET	Y-T-D ACTUAL	PROJECTED YEAR END	REQUESTED BUDGET	PROPOSED BUDGET
NON-DEPARTMENTAL								
40-00-4640 CAPITAL METRO BGA FUNDS	0	0	2,000	180,000	206,039	0	0	
40-00-4650 CAP METRO GRANT REVENUE	0	9,700	0	0	0	0	0	
TOTAL NON-DEPARTMENTAL	0	9,700	2,000	180,000	206,039	0	0	
TOTAL REVENUES	0	9,700	2,000	180,000	206,039	0	0	

CITY OF JONESTOWN
 PROPOSED BUDGET WORKSHEET
 AS OF: SEPTEMBER 30TH, 2023

40 -CAPITAL METRO FUND

EXPENDITURES	2019-2020 ACTUAL	2020-2021 ACTUAL	2021-2022 ACTUAL	(----- 2022-2023 -----)		(----- 2023-2024 -----)		PROPOSED BUDGET
				CURRENT BUDGET	Y-T-D ACTUAL	PROJECTED YEAR END	REQUESTED BUDGET	
NON-DEPARTMENTAL								
40-00-6310 STREET MAINTENANCE	0	0	0	0	0	0	0	
40-00-6406 ENGINEERING SERVICES	0	9,700	2,000	0	2,250	0	0	
40-00-6407 CRESTVIEW PROJECT	0	0	0	180,000	203,789	0	0	
40-00-6814 STREET IMPROVEMENTS	0	0	0	0	0	0	0	
TOTAL NON-DEPARTMENTAL	0	9,700	2,000	180,000	206,039	0	0	
<hr/>								
TOTAL EXPENDITURES	0	9,700	2,000	180,000	206,039	0	0	
<hr/>								
REVENUE OVER/(UNDER) EXPENDITURES	0	0	0	0	0	0	0	
<hr/>								
OTHER FINANCING SOURCES								
=====								
TOTAL OTHER FINANCING SOURCES	0	0	0	0	0	0	0	
<hr/>								
REVENUE & OTHER SOURCES OVER/ (UNDER) EXPENDITURES & OTHER (USES)	0	0	0	0	0	0	0	
<hr/>								

*** END OF REPORT ***

CITY OF JONESTOWN
 PROPOSED BUDGET WORKSHEET
 AS OF: SEPTEMBER 30TH, 2023

42 -CAPITAL PROJECTS FUND

REVENUES	2019-2020 ACTUAL	2020-2021 ACTUAL	2021-2022 ACTUAL	(----- 2022-2023 -----)		(----- 2023-2024 -----)		PROPOSED BUDGET
				CURRENT BUDGET	Y-T-D ACTUAL	PROJECTED YEAR END	REQUESTED BUDGET	
NON-DEPARTMENTAL								
42-00-4910 TRANSFER FROM GENERAL FUND	0	0	1,995,656	0	0	0	0	
42-00-4998 TRANSFER FROM FUND BALANCE	0	0	0	1,995,000	0	0	0	
42-00-4999 TRANSFERS IN	0	0	0	300,000	300,000	0	0	
TOTAL NON-DEPARTMENTAL	0	0	1,995,656	2,295,000	300,000	0	0	
TOTAL REVENUES	0	0	1,995,656	2,295,000	300,000	0	0	

CITY OF JONESTOWN
 PROPOSED BUDGET WORKSHEET
 AS OF: SEPTEMBER 30TH, 2023

42 -CAPITAL PROJECTS FUND

EXPENDITURES	2019-2020 ACTUAL	2020-2021 ACTUAL	2021-2022 ACTUAL	(----- 2022-2023 -----)			(----- 2023-2024 -----)	
				CURRENT BUDGET	Y-T-D ACTUAL	PROJECTED YEAR END	REQUESTED BUDGET	PROPOSED BUDGET
NON-DEPARTMENTAL								
42-00-6313 LICENSING & PERMITS	0	0	0	0	0	0	0	
42-00-6314 CONSTRUCTION PROJECTS	0	0	0	1,995,000	660	0	2,000,000	
42-00-6350 COPIES, RECORDING FEES, ETC	0	0	0	0	0	0	0	
42-00-6403 LEGAL SERVICES	0	0	0	0	0	0	0	
42-00-6406 ENGINEERING SERVICES	0	0	0	0	0	0	0	
42-00-6407 SURVEYING SERVICES	0	0	0	0	0	0	0	
42-00-6408 ARCHITECTURAL SERVICES	0	0	0	0	0	0	0	
TOTAL NON-DEPARTMENTAL	0	0	0	1,995,000	660	0	2,000,000	
<hr/>								
TOTAL EXPENDITURES	0	0	0	1,995,000	660	0	2,000,000	
<hr/>								
REVENUE OVER/(UNDER) EXPENDITURES	0	0	1,995,656	300,000	299,340	0	(2,000,000)	
<hr/>								
OTHER FINANCING SOURCES								
TOTAL OTHER FINANCING SOURCES	0	0	0	0	0	0	0	
<hr/>								
REVENUE & OTHER SOURCES OVER/ (UNDER) EXPENDITURES & OTHER (USES)	0	0	1,995,656	300,000	299,340	0	(2,000,000)	

*** END OF REPORT ***

CITY OF JONESTOWN
 PROPOSED BUDGET WORKSHEET
 AS OF: SEPTEMBER 30TH, 2023

45 -PARKS FUND

REVENUES	2019-2020	2020-2021	2021-2022	(----- 2022-2023 -----)		(----- 2023-2024 -----)		
	ACTUAL	ACTUAL	ACTUAL	CURRENT BUDGET	Y-T-D ACTUAL	PROJECTED YEAR END	REQUESTED BUDGET	PROPOSED BUDGET
NON-DEPARTMENTAL								
45-00-4251 REPLACEMENT TREES - IN LIEU OF	135,213	20,050	(3,300)	0	(900)	0	0	
45-00-4252 PARKLAND DEDICATION, IN LIEU	0	0	20,500	0	22,200	0	0	
45-00-4618 EVENT SPONSOR FEES	0	1,000	0	0	0	0	0	
45-00-4621 5K PROCEEDS	0	0	3,260	0	280	0	0	
45-00-4622 J-TOWN STREET FAIR	0	0	1,520	0	150	0	0	
45-00-4630 FUNDRAISER REVENUE	0	0	0	0	0	0	0	
45-00-4680 OTHER INCOME	0	0	0	0	0	0	0	
45-00-4910 TRANSFER FROM GENERAL FUND	40,000	65,000	65,000	65,000	65,000	0	65,000	
45-00-4911 TRANSFER IN - HOTEL FUND	0	0	0	5,500	0	0	5,500	
45-00-4912 TRANSFER IN FROM FUND BAL.	0	0	0	27,000	0	0	0	
TOTAL NON-DEPARTMENTAL	175,213	86,050	86,980	97,500	86,730	0	70,500	
TOTAL REVENUES	175,213	86,050	86,980	97,500	86,730	0	70,500	

CITY OF JONESTOWN
 PROPOSED BUDGET WORKSHEET
 AS OF: SEPTEMBER 30TH, 2023

45 -PARKS FUND

EXPENDITURES	2019-2020	2020-2021	2021-2022	2022-2023			2023-2024	
	ACTUAL	ACTUAL	ACTUAL	CURRENT BUDGET	Y-T-D ACTUAL	PROJECTED YEAR END	REQUESTED BUDGET	PROPOSED BUDGET
<u>NON-DEPARTMENTAL</u>								
45-00-6209 PARK EQUIPMENT	2,593	1,692	0	0	0	0	0	
45-00-6210 BOAT DOCK/RAMP EQUIPMENT	6	0	0	0	0	0	0	
45-00-6616 EVENTS	5,954	13,505	16,375	28,700	25,389	0	24,900	
45-00-6621 J-TOWN STREET FAIR	0	0	7,633	8,000	5,873	0	8,000	
45-00-6622 5K	0	0	2,629	3,000	600	0	3,500	
45-00-6691 PARK LAND IMPROVEMENTS	0	0	0	0	0	0	11,000	
45-00-6695 Park Land Purchases	0	0	0	0	0	0	0	
45-00-6815 PARK EQUIPMENT & IMPROVEMENTS	33,437	1,650	45,331	57,300	16,501	0	20,000	
45-00-6946 TRANSFER TO LANDSCAPE FUND	0	139,307	0	0	0	0	0	
TOTAL NON-DEPARTMENTAL	41,989	156,154	71,967	97,000	48,363	0	67,400	
00-6616 EVENTS				CURRENT YEAR NOTES: THXGIVING, XMAS, 2 MOVIES, ECLIPSE, BANDS & EARTH DAY				
00-6691 PARK LAND IMPROVEMENTS				CURRENT YEAR NOTES: POLLINATOR & JBP MONUMENT				
00-6815 PARK EQUIPMENT & IMPROVEMENTS				CURRENT YEAR NOTES: MUSICAL INSTRUMENTS \$18000 & 2 BENCHES				
TOTAL EXPENDITURES	41,989	156,154	71,967	97,000	48,363	0	67,400	
REVENUE OVER/(UNDER) EXPENDITURES	133,223	(70,104)	15,013	500	38,367	0	3,100	
<u>OTHER FINANCING SOURCES</u>								
TOTAL OTHER FINANCING SOURCES	0	0	0	0	0	0	0	
REVENUE & OTHER SOURCES OVER/ (UNDER) EXPENDITURES & OTHER (USES)	133,223	(70,104)	15,013	500	38,367	0	3,100	

*** END OF REPORT ***

CITY OF JONESTOWN
 PROPOSED BUDGET WORKSHEET
 AS OF: SEPTEMBER 30TH, 2023

46 -LANDSCAPE FUND

REVENUES	2019-2020 ACTUAL	2020-2021 ACTUAL	2021-2022 ACTUAL	(----- 2022-2023 -----)		(----- 2023-2024 -----)		PROPOSED BUDGET
				CURRENT BUDGET	Y-T-D ACTUAL	PROJECTED YEAR END	REQUESTED BUDGET	
<u>NON-DEPARTMENTAL</u>								
46-00-4251 REPLACEMENT TREES - IN LIEU OF	0	92,745	90,913	0	80,366	0	110,000	
46-00-4945 TRANSFER FROM PARKS FUND	0	139,307	0	0	0	0	0	
46-00-4999 TRANSFER IN - FUND BALANCE	0	0	0	47,000	0	0	0	
TOTAL NON-DEPARTMENTAL	0	232,052	90,913	47,000	80,366	0	110,000	
TOTAL REVENUES	0	232,052	90,913	47,000	80,366	0	110,000	

CITY OF JONESTOWN
 PROPOSED BUDGET WORKSHEET
 AS OF: SEPTEMBER 30TH, 2023

46 -LANDSCAPE FUND

EXPENDITURES	2019-2020 ACTUAL	2020-2021 ACTUAL	2021-2022 ACTUAL	(----- 2022-2023 -----)		(----- 2023-2024 -----)		
				CURRENT BUDGET	Y-T-D ACTUAL	PROJECTED YEAR END	REQUESTED BUDGET	PROPOSED BUDGET
NON-DEPARTMENTAL								
46-00-6250 TREES & PLANTINGS	0	8,387	9,850	46,000	1,000	0	4,500	
TOTAL NON-DEPARTMENTAL	0	8,387	9,850	46,000	1,000	0	4,500	
00-6250 TREES & PLANTINGS								
								CURRENT YEAR NOTES: 3 TREES VA PARK
TOTAL EXPENDITURES	0	8,387	9,850	46,000	1,000	0	4,500	
REVENUE OVER/(UNDER) EXPENDITURES	0	223,666	81,063	1,000	79,366	0	105,500	
OTHER FINANCING SOURCES								
TOTAL OTHER FINANCING SOURCES	0	0	0	0	0	0	0	
REVENUE & OTHER SOURCES OVER/ (UNDER) EXPENDITURES & OTHER (USES)	0	223,666	81,063	1,000	79,366	0	105,500	

*** END OF REPORT ***

CITY OF JONESTOWN
 PROPOSED BUDGET WORKSHEET
 AS OF: SEPTEMBER 30TH, 2023

55 - IONE JONES LIBRARY FUND

REVENUES	2019-2020	2020-2021	2021-2022	(----- 2022-2023 -----)			(----- 2023-2024 -----)	
	ACTUAL	ACTUAL	ACTUAL	CURRENT BUDGET	Y-T-D ACTUAL	PROJECTED YEAR END	REQUESTED BUDGET	PROPOSED BUDGET
NON-DEPARTMENTAL								
55-00-4602 SALE OF MERCHANISE	0	0	0	0	0	0	0	0
55-00-4615 DONATIONS	0	2,000	1,211	0	71	0	0	0
55-00-4630 FUNDRAISER REVENUE	0	0	0	0	0	0	0	0
55-00-4631 EDUCATION PROGRAM DONATIONS	0	0	0	0	0	0	0	0
55-00-4650 GRANTS	36,209	15,000	0	0	0	0	0	0
55-00-4651 TSL/GATES FOUNDATION GRANT	0	0	0	0	0	0	0	0
55-00-4652 LONESTAR GRANT	0	0	0	0	0	0	0	0
55-00-4653 ROTARY CLUB NORTH SHORE GRANT	0	0	0	0	0	0	0	0
55-00-4654 TX COMPTROLLER GRANT	0	0	0	0	0	0	0	0
TOTAL NON-DEPARTMENTAL	36,209	17,000	1,211	0	71	0	0	0
TOTAL REVENUES	36,209	17,000	1,211	0	71	0	0	0

CITY OF JONESTOWN
 PROPOSED BUDGET WORKSHEET
 AS OF: SEPTEMBER 30TH, 2023

55 - IONE JONES LIBRARY FUND

EXPENDITURES	2019-2020	2020-2021	2021-2022	(----- 2022-2023 -----)			(----- 2023-2024 -----)	
	ACTUAL	ACTUAL	ACTUAL	CURRENT BUDGET	Y-T-D ACTUAL	PROJECTED YEAR END	REQUESTED BUDGET	PROPOSED BUDGET
NON-DEPARTMENTAL								
55-00-6601 EMPLOYEE/CITIZEN RECOGNITION	0	0	0	0	0	0	0	
55-00-6607 DONATION EXPENDITURES	500	2,500	1,285	0	0	0	0	
55-00-6616 EVENTS	0	0	0	0	0	0	0	
55-00-6623 FUNDRAISER EXPENDITURES	0	0	0	0	0	0	0	
55-00-6630 GRANT EXPENDITURES	36,209	0	13,880	0	0	0	0	
55-00-6631 TSL/GATES FOUNDATION EXPENDITURE	0	0	0	0	0	0	0	
55-00-6632 LONE STAR GRANT PURCHASES	0	0	0	0	0	0	0	
55-00-6633 ROTARY CLUB GRANT PURCHASES	0	0	0	0	0	0	0	
55-00-6910 TRANSFER TO GENERAL FUND	0	0	0	0	0	0	0	
TOTAL NON-DEPARTMENTAL	36,709	2,500	15,165	0	0	0	0	
TOTAL EXPENDITURES	36,709	2,500	15,165	0	0	0	0	
REVENUE OVER/(UNDER) EXPENDITURES	(500)	14,500	(13,954)	0	71	0	0	
OTHER FINANCING SOURCES								
TOTAL OTHER FINANCING SOURCES	0	0	0	0	0	0	0	
REVENUE & OTHER SOURCES OVER/ (UNDER) EXPENDITURES & OTHER (USES)	(500)	14,500	(13,954)	0	71	0	0	

*** END OF REPORT ***

CITY OF JONESTOWN
 PROPOSED BUDGET WORKSHEET
 AS OF: SEPTEMBER 30TH, 2023

56 -HOTEL OCCUPANCY TAX REVEN

REVENUES	2019-2020	2020-2021	2021-2022	(----- 2022-2023 -----)			(----- 2023-2024 -----)	
	ACTUAL	ACTUAL	ACTUAL	CURRENT BUDGET	Y-T-D ACTUAL	PROJECTED YEAR END	REQUESTED BUDGET	PROPOSED BUDGET
<u>NON-DEPARTMENTAL</u>								
56-00-4040 HOTEL OCCUPANCY TAX	99,220	156,235	144,605	70,000	66,358	0	75,000	
TOTAL NON-DEPARTMENTAL	99,220	156,235	144,605	70,000	66,358	0	75,000	
TOTAL REVENUES	99,220	156,235	144,605	70,000	66,358	0	75,000	

CITY OF JONESTOWN
 PROPOSED BUDGET WORKSHEET
 AS OF: SEPTEMBER 30TH, 2023

56 -HOTEL OCCUPANCY TAX REVEN

EXPENDITURES	2019-2020 ACTUAL	2020-2021 ACTUAL	2021-2022 ACTUAL	2022-2023			2023-2024	
				CURRENT BUDGET	Y-T-D ACTUAL	PROJECTED YEAR END	REQUESTED BUDGET	PROPOSED BUDGET
NON-DEPARTMENTAL								
56-00-6313 LICENSING & PERMITS	368	735	758	775	828	0	0	
56-00-6472 CHAMBER OF COMMERCE	13,000	13,000	13,000	13,000	13,000	0	13,000	
56-00-6473 PROMOTIONAL & ADVERTISING	250	0	3,300	5,000	400	0	0	
56-00-6618 SWIFFEST	0	0	0	0	0	0	0	
56-00-6624 CAJUN FEST	0	0	4,428	0	4,000	0	4,000	
56-00-6655 BALCONES BIRD EVENT	2,000	0	10,000	4,500	5,000	0	5,000	
56-00-6830 CONSTRUCTION IN PROGRESS-RESTR	22,551	0	0	0	0	0	150,000	
56-00-6999 TRANSFERS OUT- PARKS	0	0	0	5,500	0	0	5,500	
TOTAL NON-DEPARTMENTAL	38,169	13,735	31,486	28,775	23,228	0	177,500	
00-6830 CONSTRUCTION IN PROGRESS-RCURRENT YEAR NOTES: 1/2 OF RESTROOM CONSTRUCTION								
TOTAL EXPENDITURES	38,169	13,735	31,486	28,775	23,228	0	177,500	
REVENUE OVER/(UNDER) EXPENDITURES	61,051	142,500	113,120	41,225	43,130	0	(102,500)	
OTHER FINANCING SOURCES								
TOTAL OTHER FINANCING SOURCES	0	0	0	0	0	0	0	
REVENUE & OTHER SOURCES OVER/ (UNDER) EXPENDITURES & OTHER (USES)	61,051	142,500	113,120	41,225	43,130	0	(102,500)	

*** END OF REPORT ***

*** END OF REPORT ***

*** END OF REPORT ***

*** END OF REPORT ***